

TROYER RIDGE FURNITURE

2023
JANUARY

FINE BEDROOM FURNITURE — HANDCRAFTED IN USA



Bedroom Collection: Hickory Grove



**WELCOME TO
TROYER RIDGE FURNITURE**

ARTISANS OF QUALITY HANDCRAFTED FURNITURE

THE HISTORY

Nestled in the rolling hills of Amish Country, Troyer Ridge Furniture was founded in 2003, with an extensive background in woodworking for many years.

The owner recalls tinkering in his father's chair shop at the mere age of 10. Given his love of wood art, creating heirloom pieces comes naturally for him.

THE VISION

Every detail becomes a work of art at Troyer Ridge Furniture. Our focus is not only on beauty, but also includes high quality and enduring structures.

Crafting furniture for generations to come is our goal.

**GENUINE. STRONG. NATURAL. BEAUTY.
THAT'S THE TROYER RIDGE WAY.**

TRF COLLECTIONS

- ARLINGTON COLLECTION
- BARRINGTON COLLECTION
- BAY WATCH COLLECTION
- BERKSHIRE COLLECTION
- BOULDER CREEK COLLECTION
- CAMBRAI MISSION COLLECTION
- CAMBRIDGE COLLECTION
- EASY TIMES COLLECTION
- ELLINGTON COLLECTION
- HICKORY GROVE COLLECTION
- LEGACY VILLAGE COLLECTION
- LAKESIDE COLLECTION
- LUXEMBOURG COLLECTION
- MERLOT COLLECTION
- MISSION ANTIQUE COLLECTION
- MISSION RETREAT COLLECTION
- NATALIE COVE COLLECTION
- RIVERVIEW MISSION COLLECTION
- ROCKPORT COLLECTION
- SARATOGA COLLECTION
- SIESTA COLLECTION
- SIESTA MISSION COLLECTION
- WILKSHIRE COLLECTION
- WILLIAMSBURG COLLECTION
- YORKSHIRE COLLECTION
- DRAWER UNITS
- TROYER RIDGE BED COLLECTION
- HARDWARE SELECTION
- TROYER RIDGE OPTIONS



Inset Backs with Screw Fasteners

Full Extension Slides

Pegged Support

Dovetailed Drawers

Rail Brackets



QUALITY
HAS NO FEAR OF TIME!

you never really own a piece of
furniture
FROM TROYER RIDGE

YOU ARE THE
CARETAKER
for the next generation.

FEATURED FEATURES

ALL OUR FURNITURE COMES FEATURED WITH:

- » Full extension ball bearing slides
- » Dovetailed drawers
- » Inset backs with screw fasteners
- » Pegged support
- » Catalyzed finish
- » Rail brackets
- » Beveled Mirrors come FEATURED on all Mirror Units
- » All products shipped blanket wrapped

Head boards are available in all Beds

- » Headboards only cost is 50% of cost of Bed



USB Outlets FEATURED on all Nightstands



Angled up for easy access

SLIDING TOPS ARE AVAILABLE ON ALL OF OUR NIGHTSTANDS



FOR ADDITIONAL CHARGES,
UPGRADE YOUR NIGHTSTAND
BY ADDING THESE DELUXE FEATURES:

» SLIDING TOP

» MAGNETIC LOCK

BECAUSE WE
CARE

ABOUT YOUR SAFETY

ALL OF OUR FURNITURE COMES FEATURED

WITH ANTI-TIP HARDWARE





ARLINGTON

BEDROOM COLLECTION

SHOWN IN Rustic Cherry OCS #117 Asbury Stain
FEATURED HARDWARE 53001-FB



ARLINGTON BEDROOM COLLECTION

SHOWN IN Rustic Cherry OCS #117 Asbury Stain : FEATURED HARDWARE 53001-FB

ARLINGTON PANEL BED
#TR2200
Shown with #2090 Drawer Units (3 Drawers)
KING: 54¾" hb . 25" fb . 83¼" w . 87½" l
CAL KING: 54¾" hb . 25" fb . 79¼" w . 91½" l
QUEEN: 54¾" hb . 25" fb . 67½" w . 87½" l
FULL: 54¾" hb . 25" fb . 61" w . 82½" l
TWIN: 54¾" hb . 25" fb . 45¼" w . 82½" l



ARLINGTON PANEL BED
#TR2200
Shown without drawer units
KING: 54¾" hb . 25" fb . 83¼" w . 87½" l
CAL KING: 54¾" hb . 25" fb . 79¼" w . 91½" l
QUEEN: 54¾" hb . 25" fb . 67½" w . 87½" l
FULL: 54¾" hb . 25" fb . 61" w . 82½" l
TWIN: 54¾" hb . 25" fb . 45¼" w . 82½" l



Bed rails 4" from floor

ARLINGTON SLEIGH BED
#TR3400
KING: 54" hb . 27" fb . 78¾" w . 89½" l
CAL KING: 54" hb . 27" fb . 74¾" w . 93½" l
QUEEN: 54" hb . 27" fb . 63" w . 89½" l
FULL: 54" hb . 27" fb . 56½" w . 84½" l
TWIN: 54" hb . 27" fb . 40¾" w . 84½" l



Bed rails 6" from floor

ARLINGTON BED WITH FB STORAGE
#TR2292 (2 Drawers)
KING: 54¾" hb . 20¼" fb . 83¼" w . 87½" l
CAL KING: 54¾" hb . 20¼" fb . 79¼" w . 91½" l
QUEEN: 54¾" hb . 20¼" fb . 67½" w . 87½" l
FULL: 54¾" hb . 20¼" fb . 61" w . 82½" l
TWIN: 54¾" hb . 20¼" fb . 45¼" w . 82½" l



King total cubic inch storage = 7,265
Queen total cubic inch storage = 5,265

ARLINGTON BED WITH FB STORAGE
#TR3492 (2 Drawers)
KING: 54" hb . 20¼" fb . 78¾" w . 89½" l
CAL KING: 54" hb . 20¼" fb . 74¾" w . 93½" l
QUEEN: 54" hb . 20¼" fb . 63" w . 89½" l
FULL: 54" hb . 20¼" fb . 56½" w . 84½" l
TWIN: 54" hb . 20¼" fb . 40¾" w . 84½" l



King total cubic inch storage = 7,265
Queen total cubic inch storage = 5,265

ARLINGTON BED WITH SIDE STORAGE
#TR3494 (4 Drawers, 2 Doors)
KING: 54" hb . 21" fb . 78¾" w . 89½" l
CAL KING: 54" hb . 21" fb . 74¾" w . 93½" l
QUEEN: 54" hb . 21" fb . 63" w . 89½" l
FULL: 54" hb . 21" fb . 56½" w . 84½" l
TWIN: 54" hb . 21" fb . 40¾" w . 84½" l



Total cubic inch storage = 19,503



(6 Drawers)

REGULAR BEVELED MIRROR
#TR2220 . 52"w x 37"h
REGULAR DRESSER
#TR2204 . 20"d x 62"w x 36⅞"h



(7 Drawers)

REGULAR BEVELED MIRROR
#TR2220 . 52"w x 37"h
REGULAR DRESSER
#TR2203 . 20"d x 62"w x 36⅞"h



(9 Drawers)

TALL BEVELED MIRROR
#TR2221 . 54"w x 32"h
TALL DRESSER
#TR2205 . 20"d x 62"w x 42⅞"h



(4 Drawers)

CHEST OF DRAWERS
#TR2206
20"d x 36"w x 51⅞"h



(6 Drawers)

LINGERIE CHEST
#TR2212
20"d x 24"w x 54⅞"h



(4 Drawers)

CHIFFONIER #TR2207
20¼"d x 44"w x 69⅞"h
Chiffonier comes standard with adjustable shelves and clothes rod.



FEATURED
HARDWARE



53001-FB



3 DRAWER NIGHTSTAND
#TR2208
20"d x 24"w x 27⅞"h



1 DRAWER NIGHTSTAND
#TR2209
20"d x 24"w x 27⅞"h



BARRINGTON
BEDROOM COLLECTION
SHOWN IN Rustic Cherry OCS 119 Cappuccino
FEATURED HARDWARE 4424-ORB



BARRINGTON BEDROOM COLLECTION

SHOWN IN Rustic Cherry OCS 119 Cappuccino : FEATURED HARDWARE 4424-ORB



Bed rails 8 5/8" from floor

BARRINGTON BED
#TR2400
KING: 55" hb . 15 1/4" fb . 79 1/4" w . 86 1/2" l
CAL KING: 55" hb . 15 1/4" fb . 75 1/4" w . 90 1/2" l
QUEEN: 55" hb . 15 1/4" fb . 63 1/2" w . 86 1/2" l
FULL: 55" hb . 15 1/4" fb . 57" w . 81 1/2" l
TWIN: 55" hb . 15 1/4" fb . 41 1/4" w . 81 1/2" l



BARRINGTON BED WITH FB STORAGE
#TR2492 (2 Drawers)
KING: 52" hb . 20 1/4" fb . 81 1/4" w . 87 1/4" l
CAL KING: 52" hb . 20 1/4" fb . 77 1/4" w . 91 1/4" l
QUEEN: 52" hb . 20 1/4" fb . 65 1/2" w . 87 1/4" l
FULL: 52" hb . 20 1/4" fb . 59" w . 82 1/4" l
TWIN: 52" hb . 20 1/4" fb . 43 1/4" w . 82 1/4" l

King total cubic inch storage = 7,265
Queen total cubic inch storage = 5,265



BARRINGTON BED WITH SIDE STORAGE
#TR2494 (4 Drawers, 2 Doors)
KING: 52" hb . 21" fb . 81 1/4" w . 87 1/4" l
CAL KING: 52" hb . 21" fb . 77 1/4" w . 91 1/4" l
QUEEN: 52" hb . 21" fb . 65 1/2" w . 87 1/4" l
FULL: 52" hb . 21" fb . 59" w . 82 1/4" l
TWIN: 52" hb . 21" fb . 43 1/4" w . 82 1/4" l

Total cubic inch storage = 19,503



(6 Drawers)

REGULAR DRESSER
#TR2404
20"d x 60"w x 36 1/4"h

REGULAR BEVELED MIRROR
#TR2420
52"w x 35 3/4"h



(9 Drawers)

TALL DRESSER
#TR2405
20"d x 60"w x 41 1/4"h

TALL BEVELED MIRROR
#TR2421
54"w x 30 3/4"h



FEATURED
HARDWARE

4424-ORB



(6 Drawers)

CHEST OF DRAWERS
#TR2406
20"d x 34 1/2" w x 54 3/4" h



3-DR NIGHTSTAND
#TR2412
20"d x 19 1/2" w x 26 3/4" h



3-DR NIGHTSTAND
#TR2408
20"d x 23 1/2" w x 26 3/4" h



1-DR NIGHTSTAND
#TR2409
20"d x 23 1/2" w x 26 3/4" h



BAY WATCH

#8600-2T SERIES BEDROOM COLLECTION

BASE SHOWN IN Br. Maple - OTS-513 Perfect White
TOPS SHOWN IN Br. Maple - OTS-507 Morel Gray
FEATURED HARDWARE 293-160 BNBDL



BAY WATCH BEDROOM COLLECTION

**SHOWN IN: BASE: Br. Maple - OTS - 513 Perfect White : TOPS: Br. Maple - OTS - 507 Morel Gray
FEATURED HARDWARE 293-160 BNBDL**



BAY WATCH BED
#TR8602-2T
KING: 55" hb . 27⁷/₈" fb . 79¹/₄"w . 86³/₄"l
CAL KING: 55" hb . 27⁷/₈" fb . 75¹/₄"w . 90³/₄"l
QUEEN: 55" hb . 27⁷/₈" fb . 64"w . 86³/₄"l
FULL: 55" hb . 27⁷/₈" fb . 57¹/₂"w . 81³/₄"l
TWIN: 55" hb . 27⁷/₈" fb . 41³/₄"w . 81³/₄"l

Bed rails 8⁵/₈" from floor



293-160 BNBDL



BAY WATCH BED WITH SIDE STORAGE
#TR860294-2T (4 Drawers, 2 Doors)
KING: 55" hb . 27⁷/₈" fb . 79¹/₄"w . 86³/₄"l
CAL KING: 55" hb . 27⁷/₈" fb . 75¹/₄"w . 90³/₄"l
QUEEN: 55" hb . 27⁷/₈" fb . 64"w . 86³/₄"l
FULL: 55" hb . 27⁷/₈" fb . 57¹/₂"w . 81³/₄"l
TWIN: 55" hb . 27⁷/₈" fb . 41³/₄"w . 81³/₄"l

Total cubic inch storage = 19,503



BAY WATCH BED WITH FB STORAGE
#TR860292-2T (2 Drawers)
KING: 55" hb . 20¹/₄" fb . 79¹/₄"w . 86³/₄"l
CAL KING: 55" hb . 20¹/₄" fb . 75¹/₄"w . 90³/₄"l
QUEEN: 55" hb . 20¹/₄" fb . 64"w . 86³/₄"l
FULL: 55" hb . 20¹/₄" fb . 57¹/₂"w . 81³/₄"l
TWIN: 55" hb . 20¹/₄" fb . 41³/₄"w . 81³/₄"l

**King total cubic inch storage = 7,265
Queen total cubic inch storage = 5,265**



(6 Drawers)

REGULAR DRESSER
#TR8604-2T
20¹/₄"d x 60¹/₂"w x 37¹/₂"h



(8 Drawers)

TALL DRESSER
#TR8605-2T
20¹/₄"d x 64¹/₂"w x 43¹/₂"h

REGULAR MIRROR
#TR8620-2T
50¹/₂"w x 36"h

TALL MIRROR
#TR8621-2T
52¹/₂"w x 31"h



(5 Drawers)

CHEST OF DRAWERS
#TR8606-2T
20¹/₄"d x 36¹/₂"w x 54⁷/₈"h



(5 Drawers)

GENTLEMEN'S CHEST
#TR8607-2T
20¹/₄"d x 56"w x 54⁷/₈"h
Adjustable shelves and clothes rod behind door



(6 Drawers)

LINGERIE CHEST
#TR8610-2T
18¹/₄"d x 22¹/₂"w x 45¹/₄"h



3-DR NIGHTSTAND
#TR8612-2T
18¹/₄"d x 18¹/₂"w x 28⁷/₈"h



3-DR NIGHTSTAND
#TR8608-2T
18¹/₄"d x 22¹/₂"w x 28⁷/₈"h



1-DR NIGHTSTAND
#TR8609-2T
18¹/₄"d x 22¹/₂"w x 28⁷/₈"h



Night Stand Back
USB / Power Outlet



BERKSHIRE

B E D R O O M C O L L E C T I O N

SHOWN IN Oak Tawny Stain
FEATURED HARDWARE K527-DACM pull, K117-DACM knob



B E R K S H I R E B E D R O O M C O L L E C T I O N

SHOWN IN Oak Tawny Stain : FEATURED HARDWARE K527-DACM pull, K117-DACM knob



Bed rails 8 7/8" from floor

B E R K S H I R E B E D
 #TR9000
 KING: 52" hb . 30" fb . 79" w . 93" l
 CAL KING: 52" hb . 30" fb . 75" w . 97" l
 QUEEN: 52" hb . 30" fb . 63 3/4" w . 93" l
 FULL: 52" hb . 30" fb . 56 3/4" w . 88" l
 TWIN: 52" hb . 30" fb . 41" w . 88" l



Bed rails 6" from floor

B E R K S H I R E B E D W I T H F B S T O R A G E
 #TR9092 (2 Drawers)
 KING: 52" hb . 20 1/4" fb . 79" w . 90 1/2" l
 CAL KING: 52" hb . 20 1/4" fb . 75" w . 94 1/2" l
 QUEEN: 52" hb . 20 1/4" fb . 63 3/4" w . 90 1/2" l
 FULL: 52" hb . 20 1/4" fb . 56 3/4" w . 85 1/2" l
 TWIN: 52" hb . 20 1/4" fb . 41" w . 85 1/2" l
King total cubic inch storage = 7,265
Queen total cubic inch storage = 5,265



Bed rails 6" from floor

B E R K S H I R E B E D W I T H S I D E S T O R A G E
 #TR9094 (4 Drawers, 2 Doors)
 KING: 52" hb . 30" fb . 79" w . 93" l
 CAL KING: 52" hb . 30" fb . 75" w . 97" l
 QUEEN: 52" hb . 30" fb . 63 3/4" w . 93" l
 FULL: 52" hb . 30" fb . 56 3/4" w . 88" l
 TWIN: 52" hb . 30" fb . 41" w . 88" l
Total cubic inch storage = 19,503



K117-DACM

K527-DACM



(7 Drawers)

REGULAR MIRROR
 #TR9014
 42 1/2" w x 36 1/4" h

REGULAR DRESSER
 #TR9011
 20" d x 61" w x 38" h



(9 Drawers)

TALL DRESSER
 #TR9015
 20" d x 61" w x 48 3/4" h



ARMOIRE
 #9020 (2 Drawers)
 21" d x 32" w x 68" h

Armoire comes standard with adjustable shelves and clothes rod.



(5 Drawers)

CHEST OF DRAWERS
 #TR9012
 18" d x 36 1/4" w x 52 1/4" h
 The extra large bottom drawer has ample storage space for bulky items.



3-DRAWER NIGHTSTAND
 #TR9016
 18" d x 24" w x 27 3/4" h



1-DRAWER NIGHTSTAND
 #TR9013
 18" d x 24" w x 27 3/4" h



BOULDER CREEK

#8800 SERIES BEDROOM COLLECTION

SHOWN IN Br. Maple - OCS 122 Cocoa Stain
FEATURED HARDWARE 293-160 BNBDL



BOULDER CREEK BEDROOM COLLECTION

SHOWN IN Br. Maple - OCS 122 Cocoa Stain : FEATURED HARDWARE 293-160 BNBDL



Bed rails 6" from floor

BOULDER CREEK BED
#TR8800
KING: 55" hb . 25¼" fb . 79¼"w . 86¾"l
CAL KING: 55" hb . 25¼" fb . 75¼"w . 90¾"l
QUEEN: 55" hb . 25¼" fb . 64"w . 86¾"l
FULL: 55" hb . 25¼" fb . 57½"w . 81¾"l
TWIN: 55" hb . 25¼" fb . 41¾"w . 81¾"l



Bed rails 6" from floor

BOULDER CREEK BED WITH FB STORAGE
#TR8892 (2 Drawers)
KING: 55" hb . 20¼" fb . 79¼"w . 86¾"l
CAL KING: 55" hb . 20¼" fb . 75¼"w . 90¾"l
QUEEN: 55" hb . 20¼" fb . 64"w . 86¾"l
FULL: 55" hb . 20¼" fb . 57½"w . 81¾"l
TWIN: 55" hb . 20¼" fb . 41¾"w . 81¾"l

King total cubic inch storage = 7,265
Queen total cubic inch storage = 5,265



Bed rails 6" from floor

BOULDER CREEK BED WITH SIDE STORAGE
#TR8894 (6 Drawers)
KING: 55" hb . 21" fb . 79¼"w . 86¾"l
CAL KING: 55" hb . 21" fb . 75¼"w . 90¾"l
QUEEN: 55" hb . 21" fb . 64"w . 86¾"l
FULL: 55" hb . 21" fb . 57½"w . 81¾"l
TWIN: 55" hb . 21" fb . 41¾"w . 81¾"l

Total cubic inch storage = 14,962



**FEATURED
HARDWARE**

293-160 BNBDL



(6 Drawers)

REGULAR DRESSER
#TR8804
20"d x 60"w x 36½"h

REGULAR MIRROR
#TR8820
50½"w x 36"h



(8 Drawers)

TALL DRESSER
#TR8805
20"d x 64"w x 42½"h

TALL MIRROR
#TR8821
52½"w x 31"h



(5 Drawers)

CHEST OF DRAWERS
#TR8806
20"d x 36"w x 54"h



(5 Drawers)

GENTLEMEN'S CHEST
#TR8807
20"d x 53½"w x 54"h
Adjustable shelves and clothes rod behind door



(6 Drawers)

LINGERIE CHEST
#TR8810
18"d x 22"w x 44½"h



3-DR NIGHTSTAND
#TR8808
18"d x 22"w x 28"h



1-DR NIGHTSTAND
#TR8809
18"d x 22"w x 28"h



Night Stand Back
USB / Power Outlet



CAMBRAI MISSION

BEDROOM COLLECTION

SHOWN IN Brown Maple OCS #230 Onyx Stain
FEATURED HARDWARE K-3219-96 DBN



CAMBRAI MISSION BEDROOM COLLECTION

SHOWN IN Brown Maple OCS #230 Onyx Stain : FEATURED HARDWARE K-3219-96 DBN

CAMBRAI MISSION BED
#TR1103
KING: 55" hb . 17" fb . 82¾" w . 86¾" l
CAL KING: 55" hb . 17" fb . 78¾" w . 90¾" l
QUEEN: 55" hb . 17" fb . 67" w . 86¾" l
FULL: 55" hb . 17" fb . 60½" w . 81¾" l
TWIN: 55" hb . 17" fb . 44¾" w . 81¾" l



Bed rails 8½" from floor



Bed rails 8½" from floor

CAMBRAI MISSION BED
#TR1102
KING: 55" hb . 33" fb . 82¾" w . 87½" l
CAL KING: 55" hb . 33" fb . 78¾" w . 91½" l
QUEEN: 55" hb . 33" fb . 67" w . 87½" l
FULL: 55" hb . 33" fb . 60½" w . 82½" l
TWIN: 55" hb . 33" fb . 44¾" w . 82½" l



(8 Drawers)

REGULAR DRESSER
#TR1104
18¾" d x 72½" w x 38" h

REGULAR MIRROR
#TR1120
42" w x 44" h



(8 Drawers)

CHEST OF DRAWERS
#TR1106
18¾" d x 36½" w x 58½" h



3-DR NIGHTSTAND
#TR1005
18¾" d x 26½" w x 30¾" h



(3 Drawers)

ARMOIRE
#TR1003
23½" d x 40½" w x 76¼" h
Armoire comes standard with adjustable shelves and clothes rod.

ALSO AVAILABLE

MULE CHEST
#TR1011
21½" d x 68½" w x 82" h

LINGERIE CHEST
#TR1012
18¾" d x 24½" w x 56½" h

MAN'S CHEST
#TR1013
21½" d x 60½" w x 54½" h

FEATURED HARDWARE



K-3219-96 DBN



CAMBRIDGE

BEDROOM COLLECTION

SHOWN IN Rustic Hickory - OCS 119 Cappuccino Stain
FEATURED HARDWARE 293-128 BNBDL



CAMBRIDGE BEDROOM COLLECTION

SHOWN IN Rustic Hickory - OCS 119 Cappuccino Stain : FEATURED HARDWARE 293-128 BNBDL



CAMBRIDGE BED
#TR5800
KING: 59" hb . 25" fb . 81¼" w . 87½" l
CAL KING: 59" hb . 25" fb . 77¼" w . 91½" l
QUEEN: 59" hb . 25" fb . 65½" w . 87½" l
FULL: 59" hb . 25" fb . 59" w . 82½" l
TWIN: 59" hb . 25" fb . 43¼" w . 82½" l

Bed rails 6" from floor



CAMBRIDGE BED WITH FB STORAGE
#TR5892 (2 Drawers)
KING: 59" hb . 20¼" fb . 81¼" w . 87½" l
CAL KING: 59" hb . 20¼" fb . 77¼" w . 91½" l
QUEEN: 59" hb . 20¼" fb . 65½" w . 87½" l
FULL: 59" hb . 20¼" fb . 59" w . 82½" l
TWIN: 59" hb . 20¼" fb . 43¼" w . 82½" l
King total cubic inch storage = 7,265
Queen total cubic inch storage = 5,265

Bed rails 6" from floor



CAMBRIDGE BED WITH SIDE STORAGE
#TR5894 (4 Drawers, 2 Doors)
KING: 59" hb . 25" fb . 81¼" w . 87½" l
CAL KING: 59" hb . 25" fb . 77¼" w . 91½" l
QUEEN: 59" hb . 25" fb . 65½" w . 87½" l
FULL: 59" hb . 25" fb . 59" w . 82½" l
TWIN: 59" hb . 25" fb . 43¼" w . 82½" l
Total cubic inch storage = 19,503

Bed rails 6" from floor



**FEATURED
HARDWARE**

293-128 BNBDL



(9 Drawers)

TALL DRESSER
#TR5805
20"d x 66"w x 44"h

TALL MIRROR
#TR5821
60½"w x 37"h



(7 Drawers)

REGULAR DRESSER
#TR5804
20"d x 60"w x 38"h

REGULAR MIRROR
#TR5820
54½"w x 40"h



(6 Drawers)

CHEST OF DRAWERS
#TR5806
20"d x 36"w x 56"h

The extra large bottom drawer has ample storage space for bulky items.



(5 Drawers)

GENTLEMEN'S CHEST
#TR5803
21"d x 44"w x 62"h

Gentlemen's Chest comes standard with adjustable shelves and clothes rod.



2-DR NIGHTSTAND
#TR5808
20"d x 24"w x 28"h



1-DR NIGHTSTAND
#TR5809
20"d x 24"w x 28"h



We would like to introduce Cody a delightful, mischievous 1 year old Mini Poodle who lives with the Miller's. He enjoys receiving snacks for tricks and loves being snuggled by the children.

EASY TIMES

#9100 SERIES BEDROOM COLLECTION

SHOWN IN Red Oak - AL 2000 Great Gray (Base) - OTS 505 Warm Toffee (Tops)
FEATURED HARDWARE K-558-BL



EASY TIMES BEDROOM COLLECTION

SHOWN IN Red Oak - AL 2000 Great Gray (Base) - OTS 505 Warm Toffee (Tops) : FEATURED HARDWARE K-558-BL



EASY TIMES BED
 #TR9100
 KING: 61" hb . 21¼" fb . 81¾" w . 93" l
 CAL KING: 61" hb . 21¼" fb . 77¾" w . 98" l
 QUEEN: 61" hb . 21¼" fb . 66" w . 93" l
 FULL: 61" hb . 21¼" fb . 59½" w . 88" l
 TWIN: 61" hb . 21¼" fb . 43¾" w . 88" l

Bed rails 8½" from floor



EASY TIMES BED WITH SIDE STORAGE
 #TR9194 (4 Drawers, 2 Doors)
 KING: 61" hb . 21¼" fb . 81¾" w . 93" l
 CAL KING: 61" hb . 21¼" fb . 77¾" w . 97" l
 QUEEN: 61" hb . 21¼" fb . 66" w . 93" l
 FULL: 61" hb . 21¼" fb . 59½" w . 88" l
 TWIN: 61" hb . 21¼" fb . 43¾" w . 88" l

Total cubic inch storage = 19,503

Bed rails 6" from floor



Bed rails 6" from floor

EASY TIMES BED with Storage Footboard
 #TR9101 (2 Drawers)
 KING: 61" hb . 21¼" fb . 81¾" w . 93" l
 CAL KING: 61" hb . 21¼" fb . 77¾" w . 98" l
 QUEEN: 61" hb . 21¼" fb . 66" w . 93" l
 FULL: 61" hb . 21¼" fb . 59½" w . 88" l
 TWIN: 61" hb . 21¼" fb . 43¾" w . 88" l

King total cubic inch storage = 7,265
Queen total cubic inch storage = 5,265



**FEATURED
HARDWARE**

K-558-BL



(6 Drawers)

REGULAR DRESSER
 #TR9104
 19¾"d x 59½"w x 36¾"h



(9 Drawers)

TALL DRESSER
 #TR9105
 19¾"d x 59½"w x 41¾"h

TALL MIRROR
 #TR9121
 52½"w x 30¾"h



(5 Drawers)

CHEST OF DRAWERS
 #TR9106
 19¾"d x 34"w x 55¼"h



(5 Drawers)

GENTLEMEN'S CHEST
 #TR9107
 19¾"d x 43"w x 57¾"h



Comes standard with closet rod and adjustable shelves



2-DR NIGHTSTAND
 #TR9112
 19¾"d x 19"w x 27½"h



2-DR NIGHTSTAND
 #TR9108
 19¾"d x 23"w x 27½"h



Night Stand Back
 USB / Power Outlet



ELLINGTON

BED ROOM COLLECTION

SHOWN IN Brown Maple OCS #228 Rich Tobacco Stain
FEATURED HARDWARE 53012-G10



ELLINGTON BEDROOM COLLECTION

SHOWN IN Brown Maple OCS #228 Rich Tobacco Stain : FEATURED HARDWARE 53012-G10

RIVERVIEW MISSION BED WITH LOW FOOTBOARD
#TR1202

KING: 52" hb . 17" fb . 79" w . 91½" l
CAL KING: 52" hb . 17" fb . 75" w . 95½" l
QUEEN: 52" hb . 17" fb . 63¼" w . 91½" l
FULL: 52" hb . 17" fb . 56¾" w . 86½" l
TWIN: 52" hb . 17" fb . 41" w . 86½" l



Bed rails 8½" from floor

FEATURED HARDWARE



53012-G10



(7 Drawers)

REGULAR DRESSER
#TR403
20"d x 61"w x 37¾"h

REGULAR MIRROR
#TR420
42"w x 36"h

ELLINGTON BED
#TR400

KING: 52¾" hb . 18¾" fb . 82¾" w . 86¾" l
CAL KING: 52¾" hb . 18¾" fb . 78¾" w . 90¾" l
QUEEN: 52¾" hb . 18¾" fb . 67" w . 86¾" l
FULL: 52¾" hb . 18¾" fb . 60½" w . 81¾" l
TWIN: 52¾" hb . 18¾" fb . 44¾" w . 81¾" l



Bed rails 8½" from floor



Bed rails 8½" from floor

CAMBRAI MISSION BED
#TR1103

KING: 55" hb . 17" fb . 82¾" w . 86¾" l
CAL KING: 55" hb . 17" fb . 78¾" w . 90¾" l
QUEEN: 55" hb . 17" fb . 67" w . 86¾" l
FULL: 55" hb . 17" fb . 60½" w . 81¾" l
TWIN: 55" hb . 17" fb . 44¾" w . 81¾" l



(9 Drawers)

TALL DRESSER
#TR402
20"d x 61"w x 46½"h

TALL MIRROR
#TR421
54"w x 31¼"h



(5 Drawers)

CHEST OF DRAWERS
#TR404
18"d x 36½" w x 52"h

The extra large bottom drawer has ample storage space for bulky items.



(4 Drawers)

CHIFFONIER
#TR410
21"d x 44" w x 70"h

Chiffoier comes standard with adjustable shelves and clothes rod.

ELLINGTON BED WITH FB STORAGE
#TR492 (2 Drawers)

KING: 52¾" hb . 20¼" fb . 82¾" w . 86¾" l
CAL KING: 52¾" hb . 20¼" fb . 78¾" w . 90¾" l
QUEEN: 52¾" hb . 20¼" fb . 67" w . 86¾" l
FULL: 52¾" hb . 20¼" fb . 60½" w . 81¾" l
TWIN: 52¾" hb . 20¼" fb . 44¾" w . 81¾" l

King total cubic inch storage = 7,265
Queen total cubic inch storage = 5,265



ELLINGTON BED WITH SIDE STORAGE
#TR494 (4 Drawers, 2 Doors)

KING: 52¾" hb . 21" fb . 82¾" w . 86¾" l
CAL KING: 52¾" hb . 21" fb . 78¾" w . 90¾" l
QUEEN: 52¾" hb . 21" fb . 67" w . 86¾" l
FULL: 52¾" hb . 21" fb . 60½" w . 81¾" l
TWIN: 52¾" hb . 21" fb . 44¾" w . 81¾" l

Total cubic inch storage = 19,503



ELLINGTON BED WITH SIDE STORAGE
#TR496 (6 Drawers)

KING: 52¾" hb . 21" fb . 82¾" w . 86¾" l
CAL KING: 52¾" hb . 21" fb . 78¾" w . 90¾" l
QUEEN: 52¾" hb . 21" fb . 67" w . 86¾" l
FULL: 52¾" hb . 21" fb . 60½" w . 81¾" l
TWIN: 52¾" hb . 21" fb . 44¾" w . 81¾" l

Total cubic inch storage = 14,962



3 DRAWER NIGHTSTAND
#TR406
18"d x 24" w x 27½" h



1 DRAWER NIGHTSTAND
#TR405
18"d x 24" w x 27½" h



HICKORY GROVE

BEDROOM COLLECTION

SHOWN IN Red Oak - OCS 342 White with Dark Gossimer Glaze
R. Hickory Tops - OTS 500 Gunsmoke
FEATURED HARDWARE K-527-SIM



HICKORY GROVE BEDROOM COLLECTION

SHOWN IN Red Oak - OCS 342 White with Dark Gossimer Glaze, R. Hickory Tops - OTS 500 Gunsmoke : FEATURED HARDWARE K-527-SIM

HICKORY GROVE BED
#TR42001

KING: 56" hb . 24½" fb . 82¾" w . 86⅞" l
CAL KING: 56" hb . 24½" fb . 78¾" w . 90⅞" l
QUEEN: 56" hb . 24½" fb . 67" w . 86⅞" l
FULL: 56" hb . 24½" fb . 60½" w . 81⅞" l
TWIN: 56" hb . 24½" fb . 44¾" w . 81⅞" l



Bed rails 8½" from floor



HICKORY GROVE BED
#TR42002

KING: 54¾" hb . 21" fb . 82¾" w . 86¾" l
CAL KING: 54¾" hb . 21" fb . 78¾" w . 90¾" l
QUEEN: 54¾" hb . 21" fb . 67" w . 86¾" l
FULL: 54¾" hb . 21" fb . 60½" w . 81¾" l
TWIN: 54¾" hb . 21" fb . 44¾" w . 81¾" l

HICKORY GROVE BED WITH FB STORAGE
#TR42192 (2 Drawers)

KING: 56" hb . 20¼" fb . 82¾" w . 86¾" l
CAL KING: 56" hb . 20¼" fb . 78¾" w . 90¾" l
QUEEN: 56" hb . 20¼" fb . 67" w . 86¾" l
FULL: 56" hb . 20¼" fb . 60½" w . 81¾" l
TWIN: 56" hb . 20¼" fb . 44¾" w . 81¾" l



Bed rails 6" from floor



Bed rails 6" from floor

HICKORY GROVE BED WITH SIDE STORAGE
#TR42194 (4 Drawers, 2 Doors)

KING: 56" hb . 24½" fb . 82¾" w . 86⅞" l
CAL KING: 56" hb . 24½" fb . 78¾" w . 90⅞" l
QUEEN: 56" hb . 24½" fb . 67" w . 86⅞" l
FULL: 56" hb . 24½" fb . 60½" w . 81⅞" l
TWIN: 56" hb . 24½" fb . 44¾" w . 81⅞" l



(6 Drawers)

REGULAR DRESSER
#TR42041
19¾"d x 59½"w x 36"h

REGULAR BEVELED MIRROR
#TR42201
52"w x 38"h



(9 Drawers)

TALL DRESSER
#TR42051
19¾"d x 59½"w x 41"h

TALL BEVELED MIRROR
#TR42211
54"w x 33"h



K-527-SIM



(6 Drawers)

CHEST OF DRAWERS
#TR42061
19¾"d x 33¾"w x 54½"h



(5 Drawers)

GENTLEMEN'S CHEST
#TR42071
19¾"d x 43"w x 56½"h



2-DR NIGHTSTAND
#TR42012
19¾"d x 19"w x 26¼"h



2-DR NIGHTSTAND
#TR42081
19¾"d x 23"w x 26¼"h



1-DR NIGHTSTAND
#TR42091
19¾"d x 23"w x 26¼"h



Night Stand Back
USB / Power Outlet



LEGACY VILLAGE

BEDROOM COLLECTION

SHOWN IN Red Oak - AL-2000 Great Gray
FEATURED HARDWARE K-92836-BK



LEGACY VILLAGE BEDROOM COLLECTION

SHOWN IN Red Oak - AL-2000 Great Gray : FEATURED HARDWARE K-92836-BK



Bed rails 8 5/8" from floor

LEGACY VILLAGE BED
#TR9500
KING: 69" hb . 29" fb . 86 1/4"w . 87 1/2"l
CAL KING: 69" hb . 29" fb . 82 1/4"w . 91 1/2"l
QUEEN: 69" hb . 29" fb . 70 1/2"w . 87 1/2"l
FULL: 69" hb . 29" fb . 64"w . 82 1/2"l
TWIN: 69" hb . 29" fb . 48"w . 82 1/2"l



Bed rails 6" from floor



Bed rails 6" from floor

LEGACY VILLAGE BED WITH FB STORAGE
#TR9592 (2 Drawers)
KING: 69" hb . 21" fb . 86 1/4"w . 87 1/2"l
CAL KING: 69" hb . 21" fb . 82 1/4"w . 91 1/2"l
QUEEN: 69" hb . 21" fb . 70 1/2"w . 87 1/2"l
FULL: 69" hb . 21" fb . 64"w . 82 1/2"l
TWIN: 69" hb . 21" fb . 48"w . 82 1/2"l
King total cubic inch storage = 7,265
Queen total cubic inch storage = 5,265

LEGACY VILLAGE BED with Side Drawer Units
#TR9596 (3 Drawers)
KING: 69" hb . 29" fb . 86 1/4"w . 87 1/2"l
CAL KING: 69" hb . 29" fb . 82 1/4"w . 91 1/2"l
QUEEN: 69" hb . 29" fb . 70 1/2"w . 87 1/2"l
FULL: 69" hb . 29" fb . 64"w . 82 1/2"l
TWIN: 69" hb . 29" fb . 48"w . 82 1/2"l
Total cubic inch storage = 14,962



TALL DRESSER
#TR9505
20"d x 61 3/4"w x 43 3/4"h

(9 Drawers)

TALL MIRROR
#TR9521
53 1/2"w x 31 1/2"h



(6 Drawers)

CHEST OF DRAWERS
#TR9506
20"d x 36 1/4"w x 57 1/4"h



(5 Drawers)

GENTLEMEN'S CHEST
#TR9507
20"d x 44 1/2"w x 59 3/4"h



Comes standard with closet rod and adjustable shelves



2-DR NIGHTSTAND
#TR9512
20"d x 20"w x 29 1/2"h



2-DR NIGHTSTAND
#TR9508
20"d x 24"w x 29 1/2"h



Night Stand Back USB / Power Outlet



2-DR NIGHTSTAND
#TR9508
20"d x 30"w x 29 1/2"h

SHOWN IN Red Oak - AL-2000 Great Gray : FEATURED HARDWARE K-92836-BK
FURNITURE WILL BE SHIPPED WITH FEATURED HARDWARE UNLESS ORDERED OTHERWISE

©2023 troyer ridge furniture



LAKESIDE

BEDROOM COLLECTION

SHOWN IN Rustic Cherry River Rock Stain
FEATURED HARDWARE 26203-BBZ



LAKESIDE BEDROOM COLLECTION

SHOWN IN Rustic Cherry River Rock Stain : FEATURED HARDWARE 26203-BBZ



(6 Drawers)

REGULAR DRESSER
#TR8504
20"d x 60"w x 36¼"h



(9 Drawers)

TALL DRESSER
#TR8505
20"d x 60"w x 41¼"h

TALL BEVELED MIRROR
#T8521
52½"w x 30¾"h

REGULAR BEVELED MIRROR
#TR8520
51½"w x 35¾"h



Bed rails 8 5/8" from floor

LAKESIDE BED
#TR8501
KING: 52" hb . 17" fb . 79" w . 91½" l
CAL KING: 52" hb . 17" fb . 75" w . 95½" l
QUEEN: 52" hb . 17" fb . 63¾" w . 91½" l
FULL: 52" hb . 17" fb . 56¾" w . 86½" l
TWIN: 52" hb . 17" fb . 41" w . 86½" l



Bed rails 6" from floor

LAKESIDE BED WITH STORAGE FOOTBOARD
#TR8502 (2 Drawers)
KING: 52" hb . 20¼" fb . 79" w . 91½" l
CAL KING: 52" hb . 20¼" fb . 75" w . 95½" l
QUEEN: 52" hb . 20¼" fb . 63¾" w . 91½" l
FULL: 52" hb . 20¼" fb . 56¾" w . 86½" l
TWIN: 52" hb . 20¼" fb . 41" w . 86½" l

King total cubic inch storage = 7,265
Queen total cubic inch storage = 5,265



Bed rails 6" from floor

LAKESIDE BED WITH SIDE STORAGE
#TR8594 (2 Drawers)
KING: 52" hb . 21" fb . 79" w . 92" l
CAL KING: 52" hb . 21" fb . 75" w . 96" l
QUEEN: 52" hb . 21" fb . 63¾" w . 92" l
FULL: 52" hb . 21" fb . 56¾" w . 87" l
TWIN: 52" hb . 21" fb . 41" w . 87" l

Total cubic inch storage = 19,503



FEATURED HARDWARE

26203-BBZ



HARDWARE COLORS



(6 Drawers)

CHEST OF DRAWERS
#TR8506
20"d x 34½"w x 54½"h



1 DRAWER NIGHTSTAND
#TR8509
20"d x 23½"w x 26¼"h



3 DRAWER NIGHTSTAND
#TR8508
20"d x 23½"w x 26¼"h



3 DRAWER NIGHTSTAND
#TR8512
20"d x 19½"w x 26¼"h



3 DRAWER NIGHTSTAND
#TR8518
20"d x 30"w x 30"h



LUXEMBOURG

BEDROOM COLLECTION

SHOWN IN Rustic Cherry OCS 111 Boston Stain
FEATURED HARDWARE K2981-ORB pull, K2980-ORB knob



LUXEMBOURG BEDROOM COLLECTION

SHOWN IN Rustic Cherry OCS 111 Boston Stain : FEATURED HARDWARE K2981-ORB pull, K2980-ORB knob



LUXEMBOURG BED
#TR6100
KING: 52" hb . 25" fb . 79¾" w . 93" l
CAL KING: 52" hb . 25" fb . 75¾" w . 97" l
QUEEN: 52" hb . 25" fb . 64" w . 93" l
FULL: 52" hb . 25" fb . 58¾" w . 87" l
TWIN: 52" hb . 25" fb . 42½" w . 87" l

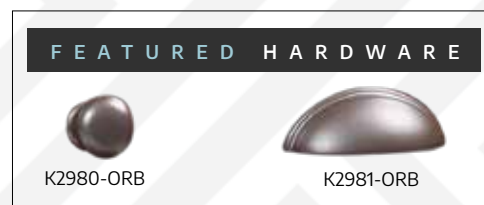
Bed rails 2½" from floor



LUXEMBOURG BED WITH FB STORAGE
#TR6192 (2 Drawers)
KING: 52" hb . 20¾" fb . 82¾" w . 92¼" l
CAL KING: 52" hb . 20¾" fb . 78¾" w . 96¼" l
QUEEN: 52" hb . 20¾" fb . 67" w . 92¼" l
FULL: 52" hb . 20¾" fb . 60½" w . 87¼" l
TWIN: 52" hb . 20¾" fb . 44¾" w . 87¼" l
King total cubic inch storage = 7,265
Queen total cubic inch storage = 5,265



LUXEMBOURG BED WITH SIDE STORAGE
#TR6194 (4 Drawers, 2 Doors)
KING: 52" hb . 25" fb . 79¾" w . 93" l
CAL KING: 52" hb . 25" fb . 75¾" w . 97" l
QUEEN: 52" hb . 25" fb . 64" w . 93" l
FULL: 52" hb . 25" fb . 58¾" w . 88" l
TWIN: 52" hb . 25" fb . 42½" w . 88" l
Total cubic inch storage = 19,503



(7 Drawers)
REGULAR DRESSER
#TR6102
20¾" d x 60¾" w x 41½" h



Shown with optional jewelry drawer

REGULAR MIRROR
#TR6105
42" w x 34" h



(9 Drawers)
TALL DRESSER
#TR6106
20¾" d x 60¾" w x 48" h
TALL MIRROR
#TR6121
50" w x 32" h



(2 Drawers)
ARMOIRE
#TR6020
18¾" d x 32" w x 68" h
Armoire comes standard with adjustable shelves and clothes rod.



(4 Drawers)
CHIFFONIER
#TR6110
21" d x 44½" w x 70½" h
Chiffonier



(5 Drawers)
CHEST OF DRAWERS
#TR6103
18" d x 35¾" w x 55½" h
The extra large bottom drawer has ample storage space for bulky items.



2-DR NIGHTSTAND
#TR6104
18¾" d x 24¾" w x 28" h



*3-DR NIGHTSTAND
#TR6104JD
18¾" d x 24¾" w x 28" h
*Nightstand comes standard with jewelry drawer



MERLOT

BEDROOM COLLECTION

SHOWN IN Rustic Cherry OCS #113 Michaels Stain



MERLOT BEDROOM COLLECTION

SHOWN IN Rustic Cherry OCS #113 Michaels Stain

MERLOT BED
#TR7001
KING: 52" hb . 30" fb . 79" w . 93" l
CAL KING: 52" hb . 30" fb . 75" w . 97" l
QUEEN: 52" hb . 30" fb . 63¼" w . 93" l
FULL: 52" hb . 30" fb . 56¾" w . 88" l
TWIN: 52" hb . 30" fb . 41" w . 88" l



Bed rails 8½" from floor



Bed rails 5" from floor


WASHINGTON MASTER BED
#TR8009
KING: 63" hb . 33" fb . 93¼" w . 101" l
CAL KING: 63" hb . 33" fb . 89¼" w . 105" l
QUEEN: 63" hb . 33" fb . 77½" w . 101" l
FULL: 63" hb . 33" fb . 71" w . 96" l



(8 Drawers, 2 Doors)

DRESSER #TR7002 20"d x 66"w x 44"h
MIRROR #TR7020 50"w x 34"h

Adjustable shelf behind doors



(8 Drawers)


DRESSER #TR7006 20"d x 66"w x 44"h





(6 Drawers)

CHEST OF DRAWERS #TR7003 18"d x 36"w x 54½"h


FEATURED HARDWARE


 D-523-BL - Black 11/8" dia.

 D-523-SN - Brushed Nickel 11/8" dia.

 D-570-W - Wrought Iron 11/8" dia.

 D-521-BL - Black 3"

 D-521-SN - Brushed Nickel 3"

 D-521-W - Wrought Iron 3"



3-DR NIGHTSTAND #TR7005 18"d x 26"w x 30"h



1-DR NIGHTSTAND WITH DOORS #TR7004 18"d x 26"w x 30"h



MISSION ANTIQUE
BEDROOM COLLECTION

SHOWN IN QSWO OCS #113 Michaels Stain
FEATURED HARDWARE D529A



MISSION ANTIQUE BEDROOM COLLECTION

SHOWN IN QSWO OCS #113 Michaels Stain : FEATURED HARDWARE D529A



MISSION ANTIQUE BED
#TR1001
KING: 52¾" hb . 27½" fb . 82¼" w . 87½" l
CAL KING: 52¾" hb . 27½" fb . 78¾" w . 91½" l
QUEEN: 52¾" hb . 27½" fb . 66½" w . 87½" l
FULL: 52¾" hb . 27½" fb . 60" w . 82½" l
TWIN: 52¾" hb . 27½" fb . 44¼" w . 82½" l

Bed rails 8¾" from floor

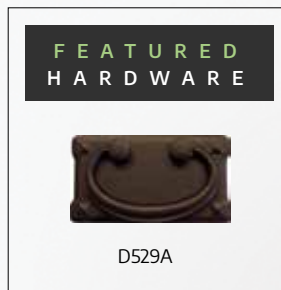


MISSION ANTIQUE BED WITH FB STORAGE
#TR1092 (2 Drawers)
KING: 52¾" hb . 20¼" fb . 82¼" w . 87½" l
CAL KING: 52¾" hb . 20¼" fb . 78¾" w . 91½" l
QUEEN: 52¾" hb . 20¼" fb . 66½" w . 87½" l
FULL: 52¾" hb . 20¼" fb . 60" w . 82½" l
TWIN: 52¾" hb . 20¼" fb . 44¼" w . 82½" l
King total cubic inch storage = 7,265
Queen total cubic inch storage = 5,265



MISSION ANTIQUE BED WITH SIDE STORAGE
#TR1094 (4 Drawers, 2 Doors)
KING: 52¾" hb . 27½" fb . 82¼" w . 87½" l
CAL KING: 52¾" hb . 27½" fb . 78¾" w . 91½" l
QUEEN: 52¾" hb . 27½" fb . 66½" w . 87½" l
FULL: 52¾" hb . 27½" fb . 60" w . 82½" l
TWIN: 52¾" hb . 27½" fb . 44¼" w . 82½" l

Total cubic inch storage = 19,503



(8 Drawers, 1 Door)

DRESSER
#TR1002
18¾"d x 66½"w x 38"h

MIRROR
#TR1020
42"w x 44"h



3-DR NIGHTSTAND
#TR1005
18¾"d x 26½"w x 30¼"h



(3 Drawers)

ARMOIRE
#TR1003
23½"d x 40½"w x 76¼"h
Armoire comes standard with adjustable shelves and clothes rod.



(7 Drawers)

CHEST OF DRAWERS
#TR1004
18¾"d x 36½"w x 49¼"h
Height with slats: 56½"

ALSO AVAILABLE

MULE CHEST
#TR1011
21½"d x 68½"w x 82"h

LINGERIE CHEST
#TR1012
18¾"d x 24½"w x 56½"h

MAN'S CHEST
#TR1013
21½"d x 60½"w x 54½"h



MISSION RETREAT

#9200 SERIES BEDROOM COLLECTION

SHOWN IN Rustic Qtr. Sawn White Oak - OTS 504 Aged Centennial
FEATURED HARDWARE D-529-A



MISSION RETREAT BEDROOM COLLECTION

SHOWN IN Rustic Qtr. Sawn White Oak - OTS 504 Aged Centennial : FEATURED HARDWARE D-529-A



MISSION RETREAT BED
#TR9200
KING: 56" hb . 27" fb . 88¼"w . 87½"l
CAL KING: 56" hb . 27" fb . 84¼"w . 91½"l
QUEEN: 56" hb . 27" fb . 72½"w . 87½"l
FULL: 56" hb . 27" fb . 66"w . 82½"l
TWIN: 56" hb . 27" fb . 50¼"w . 82½"l

Bed rails 8⅝" from floor



Bed rails 6" from floor



Bed rails 6" from floor

MISSION RETREAT BED WITH FB STORAGE
#TR9292 (2 Drawers)
KING: 56" hb . 20¼" fb . 88¼"w . 87¾"l
CAL KING: 56" hb . 20¼" fb . 84¼"w . 91¾"l
QUEEN: 56" hb . 20¼" fb . 72½"w . 87¾"l
FULL: 56" hb . 20¼" fb . 66"w . 82¾"l
TWIN: 56" hb . 20¼" fb . 50¼"w . 82¾"l

King total cubic inch storage = 7,265
Queen total cubic inch storage = 5,265

MISSION RETREAT BED with Side Drawer Units
#TR9201 (4 Drawers, 2 Doors)
KING: 56" hb . 27" fb . 88¼"w . 87½"l
CAL KING: 56" hb . 27" fb . 84¼"w . 91½"l
QUEEN: 56" hb . 27" fb . 72½"w . 87½"l
FULL: 56" hb . 27" fb . 66"w . 82½"l
TWIN: 56" hb . 27" fb . 50¼"w . 82½"l

Total cubic inch storage = 19,503



**FEATURED
HARDWARE**

D-529-A



TALL DRESSER
#TR9204
20"d x 65"w x 39½"h

(10 Drawers)



TALL MIRROR
#TR9221
56"w x 31½"h

(12 Drawers)

MULE DRESSER
#TR9205
20"d x 65"w x 48½"h

MULE MIRROR
#TR9221
56"w x 31½"h



TALL CHEST
#TR9211
20"d x 34"w x 57½"h

(7 Drawers)



CHEST OF DRAWERS
#TR9206
20"d x 34"w x 48½"h

(6 Drawers)



GENTLEMEN'S CHEST
#TR9207
20"d x 42"w x 59½"h

(6 Drawers)



Comes standard with closet rod and adjustable shelves



3-DR NIGHTSTAND
#TR9212
20"d x 20"w x 29½"h



3-DR NIGHTSTAND
#TR9208
20"d x 24"w x 29½"h



Night Stand Back
USB / Power Outlet



NATALIE COVE

#9300 SERIES BEDROOM COLLECTION

SHOWN IN Red Oak - AL 2000 Great Gray
FEATURED HARDWARE K-558-BL



NATALIE COVE BEDROOM COLLECTION

SHOWN IN Red Oak - AL 2000 Great Gray : FEATURED HARDWARE K-558-BL



Bed rails 8 5/8" from floor

NATALIE COVE BED
 #TR9300
 KING: 61" hb . 21 1/4" fb . 81 3/4" w . 93" l
 CAL KING: 61" hb . 21 1/4" fb . 77 3/4" w . 98" l
 QUEEN: 61" hb . 21 1/4" fb . 66" w . 93" l
 FULL: 61" hb . 21 1/4" fb . 59 1/2" w . 88" l
 TWIN: 61" hb . 21 1/4" fb . 43 3/4" w . 88" l



K-558-BL



Bed rails 6" from floor



Bed rails 6" from floor

NATALIE COVE BED WITH SIDE STORAGE
 #TR9394 (4 Drawers, 2 Doors)
 KING: 61" hb . 21 1/4" fb . 81 3/4" w . 93" l
 CAL KING: 61" hb . 21 1/4" fb . 77 3/4" w . 97" l
 QUEEN: 61" hb . 21 1/4" fb . 66" w . 93" l
 FULL: 61" hb . 21 1/4" fb . 59 1/2" w . 88" l
 TWIN: 61" hb . 21 1/4" fb . 43 3/4" w . 88" l

Total cubic inch storage = 19,503

NATALIE COVE BED with Storage Footboard
 #TR9301 (2 Drawers)
 KING: 61" hb . 21 1/4" fb . 81 3/4" w . 93" l
 CAL KING: 61" hb . 21 1/4" fb . 77 3/4" w . 98" l
 QUEEN: 61" hb . 21 1/4" fb . 66" w . 93" l
 FULL: 61" hb . 21 1/4" fb . 59 1/2" w . 88" l
 TWIN: 61" hb . 21 1/4" fb . 43 3/4" w . 88" l

King total cubic inch storage = 7,265
Queen total cubic inch storage = 5,265



(6 Drawers)

REGULAR DRESSER
 #TR9304
 19 3/4" d x 59 1/2" w x 36 3/4" h

REGULAR MIRROR
 #TR9320
 50 1/2" w x 37 1/2" h



(9 Drawers)

TALL DRESSER
 #TR9305
 19 3/4" d x 59 1/2" w x 41 3/4" h

TALL MIRROR
 #TR9321
 52 1/2" w x 30 3/4" h



(5 Drawers)

CHEST OF DRAWERS
 #TR9306
 19 3/4" d x 34" w x 55 1/4" h



(5 Drawers)

GENTLEMEN'S CHEST
 #TR9307
 19 3/4" d x 43" w x 57 3/4" h



Comes standard with closet rod and adjustable shelves



2-DR NIGHTSTAND
 #TR9312
 19 3/4" d x 19" w x 27 1/2" h



2-DR NIGHTSTAND
 #TR9308
 19 3/4" d x 23" w x 27 1/2" h



Night Stand Back
 USB / Power Outlet

SHOWN IN Red Oak - AL 2000 Great Gray : Featured Hardware K-558-BL
 FURNITURE WILL BE SHIPPED WITH FEATURED HARDWARE UNLESS ORDERED OTHERWISE

©2023 troyer ridge furniture



RIVERVIEW MISSION

BEDROOM COLLECTION

SHOWN IN Brown Maple OCS #230 Onyx Stain
FEATURED HARDWARE K-3219-96 DBN



RIVERVIEW MISSION BEDROOM COLLECTION

SHOWN IN Brown Maple OCS #230 Onyx Stain : FEATURED HARDWARE K-3219-96 DBN

RIVERVIEW MISSION BED
WITH LOW FOOTBOARD
#TR1202
KING: 52" hb . 17" fb . 79" w . 91½" l
CAL KING: 52" hb . 17" fb . 75" w . 95½" l
QUEEN: 52" hb . 17" fb . 63¾" w . 91½" l
FULL: 52" hb . 17" fb . 56¾" w . 86½" l
TWIN: 52" hb . 17" fb . 41" w . 86½" l



Bed rails 8¾" from floor



Bed rails 8¾" from floor

RIVERVIEW MISSION BED
#TR1201
KING: 52" hb . 32" fb . 79" w . 95" l
CAL KING: 52" hb . 32" fb . 75" w . 99" l
QUEEN: 52" hb . 32" fb . 63¾" w . 95" l
FULL: 52" hb . 32" fb . 56¾" w . 90" l
TWIN: 52" hb . 32" fb . 41" w . 90" l



(8 Drawers)

DRESSER
#TR1104
18¾" d x 72½" w x 38" h

MIRROR
#TR1220
42" w x 44¼" h



(3 Drawers)

ARMOIRE
#TR1003
23½" d x 40½" w x 76¼" h
Armoire comes standard with adjustable shelves and clothes rod.



3-DR NIGHTSTAND
#TR1005
18¾" d x 26½" w x 30¾" h



(8 Drawers)

CHEST OF DRAWERS
#TR1106
18¾" d x 36½" w x 58¼" h

ALSO AVAILABLE

MULE CHEST
#TR1011
21½" d x 68½" w x 82" h

LINGERIE CHEST
#TR1012
18¾" d x 24½" w x 56½" h

MAN'S CHEST
#TR1013
21½" d x 60½" w x 54½" h

FEATURED HARDWARE



K-3219-96 DBN



ROCKPORT

BEDROOM COLLECTION

SHOWN IN Rustic Quarter Sawn White Oak - Driftwood Stain

FEATURED HARDWARE A53001-ORB



ROCKPORT BEDROOM COLLECTION

SHOWN IN Rustic Quarter Sawn White Oak - Driftwood Stain : FEATURED HARDWARE A53001-ORB



ROCKPORT BED
#TR2100
KING: 62" hb . 29" fb . 83¼" w . 88" l
CAL KING: 62" hb . 29" fb . 79¼" w . 92" l
QUEEN: 62" hb . 29" fb . 67½" w . 88" l
FULL: 62" hb . 29" fb . 61" w . 83" l
TWIN: 62" hb . 29" fb . 45¼" w . 83" l

ROCKPORT BED WITH SIDE STORAGE
#TR2196 (6 Drawers)
KING: 62" hb . 29" fb . 83¼" w . 88" l
CAL KING: 62" hb . 29" fb . 79¼" w . 92" l
QUEEN: 62" hb . 29" fb . 67½" w . 88" l
FULL: 62" hb . 29" fb . 61" w . 83" l
TWIN: 62" hb . 29" fb . 45¼" w . 83" l

Total cubic inch storage = 14,962



Bed rails 8½" from floor

ROCKPORT BED WITH FB STORAGE
#TR2192 (2 Drawers)
KING: 62" hb . 20¼" fb . 83¼" w . 88" l
CAL KING: 62" hb . 20¼" fb . 79¼" w . 92" l
QUEEN: 62" hb . 20¼" fb . 67½" w . 88" l
FULL: 62" hb . 20¼" fb . 61" w . 83" l
TWIN: 62" hb . 20¼" fb . 45¼" w . 83" l



King total cubic inch storage = 7,265
Queen total cubic inch storage = 5,265



ROCKPORT BED WITH SIDE STORAGE
#TR2194 (4 Drawers, 2 Doors)
KING: 62" hb . 29" fb . 83¼" w . 88" l
CAL KING: 62" hb . 29" fb . 79¼" w . 92" l
QUEEN: 62" hb . 29" fb . 67½" w . 88" l
FULL: 62" hb . 29" fb . 61" w . 83" l
TWIN: 62" hb . 29" fb . 45¼" w . 83" l

Total cubic inch storage = 19,503



(9 Drawers)

REGULAR DRESSER
#TR2123
20"d x 66" w x 39½"h

REGULAR BEVELED MIRROR
#TR2120
55½"w x 37"h



(10 Drawers)

REGULAR DRESSER
#TR2103
20"d x 66" w x 39½"h

REGULAR BEVELED MIRROR
#TR2120
55½"w x 37"h



(5 Drawers)

CHEST OF DRAWERS
#TR2104
20"d x 36" w x 54½"h



(2 Drawers)

ARMOIRE
#TR2107
20"d x 33½" w x 68"h

Armoire comes standard with adjustable shelves and clothes rod.



(4 Drawers)

CHIFFONIER
#TR2110
20¼"d x 44½" w x 73" h
Chiffonier comes standard with adjustable shelves and clothes rod.



**FEATURED
HARDWARE**

A53001-ORB



3 DRAWER NIGHTSTAND
#TR2106
18"d x 24"w x 28½"h



1 DRAWER NIGHTSTAND
#TR2105
18"d x 24"w x 28½"h



SARATOGA

#8600 SERIES BEDROOM COLLECTION

SHOWN IN Rustic Cherry - OCS 122 Cocoa Stain
FEATURED HARDWARE 847-128 BNBDL



SARATOGA BEDROOM COLLECTION

SHOWN IN Rustic Cherry - OCS 122 Cocoa Stain : FEATURED HARDWARE 847-128 BNBDL



SARATOGA BED #TR8600
 KING: 48" hb . 15¼" fb . 80½" w . 84½" l
 CAL KING: 48" hb . 15¼" fb . 76¼" w . 88½" l
 QUEEN: 48" hb . 15¼" fb . 64¾" w . 84½" l
 FULL: 48" hb . 15¼" fb . 58¼" w . 79½" l
 TWIN: 48" hb . 15¼" fb . 42½" w . 79½" l

Bed rails 8½" from floor



SARATOGA BED #TR8602
 KING: 55" hb . 27⅞" fb . 79¼" w . 86¾" l
 CAL KING: 55" hb . 27⅞" fb . 75¼" w . 90¾" l
 QUEEN: 55" hb . 27⅞" fb . 64" w . 86¾" l
 FULL: 55" hb . 27⅞" fb . 57½" w . 81¾" l
 TWIN: 55" hb . 27⅞" fb . 41¾" w . 81¾" l



SARATOGA BED WITH FB STORAGE
 #TR8692 (2 Drawers)
 KING: 48" hb . 20¼" fb . 81¼" w . 86" l
 CAL KING: 48" hb . 20¼" fb . 77¼" w . 90" l
 QUEEN: 48" hb . 20¼" fb . 65½" w . 86" l
 FULL: 48" hb . 20¼" fb . 59" w . 81" l
 TWIN: 48" hb . 20¼" fb . 43¼" w . 81" l

King total cubic inch storage = 7,265
Queen total cubic inch storage = 5,265

Bed rails 6" from floor



SARATOGA BED WITH FB STORAGE
 #TR860292 (2 Drawers)
 KING: 55" hb . 20¼" fb . 79¼" w . 86¾" l
 CAL KING: 55" hb . 20¼" fb . 75¼" w . 90¾" l
 QUEEN: 55" hb . 20¼" fb . 64" w . 86¾" l
 FULL: 55" hb . 20¼" fb . 57½" w . 81¾" l
 TWIN: 55" hb . 20¼" fb . 41¾" w . 81¾" l

King total cubic inch storage = 7,265
Queen total cubic inch storage = 5,265



SARATOGA BED WITH SIDE STORAGE
 #TR8694 (4 Drawers, 2 Doors)
 KING: 48" hb . 21" fb . 81¼" w . 86" l
 CAL KING: 48" hb . 21" fb . 77¼" w . 90" l
 QUEEN: 48" hb . 21" fb . 65½" w . 86" l
 FULL: 48" hb . 21" fb . 59" w . 81" l
 TWIN: 48" hb . 21" fb . 43¼" w . 81" l

Total cubic inch storage = 19,503

Bed rails 6" from floor



SARATOGA BED WITH SIDE STORAGE
 #TR860294 (4 Drawers, 2 Doors)
 KING: 55" hb . 27⅞" fb . 79¼" w . 86¾" l
 CAL KING: 55" hb . 27⅞" fb . 75¼" w . 90¾" l
 QUEEN: 55" hb . 27⅞" fb . 64" w . 86¾" l
 FULL: 55" hb . 27⅞" fb . 57½" w . 81¾" l
 TWIN: 55" hb . 27⅞" fb . 41¾" w . 81¾" l

Total cubic inch storage = 19,503



(6 Drawers)

REGULAR DRESSER
 #TR8604
 20¼"d x 60½"w x 37½"h



FEATURED
HARDWARE



847-128 BNBDL

REGULAR MIRROR
 #TR8620
 50½"w x 36"h



(8 Drawers)

TALL DRESSER
 #TR8605
 20¼"d x 64½"w x 43½"h

TALL MIRROR
 #TR8621
 52½"w x 31"h



(5 Drawers)

CHEST OF DRAWERS
 #TR8606
 20¼"d x 36½"w x 54⅞"h



(5 Drawers)

GENTLEMEN'S CHEST
 #TR8607
 20¼"d x 56"w x 54⅞"h
 Adjustable shelves and clothes rod behind door



(6 Drawers)

LINGERIE CHEST
 #TR8610
 18¼"d x 22½"w x 45¼"h



3-DR NIGHTSTAND
 #TR8612
 18¼"d x 18½"w x 28⅞"h



3-DR NIGHTSTAND
 #TR8608
 18¼"d x 22½"w x 28⅞"h



1-DR NIGHTSTAND
 #TR8609
 18¼"d x 22½"w x 28⅞"h



Night Stand Back
 USB / Power Outlet



SARATOGA

#8600 SERIES BEDROOM COLLECTION

SHOWN IN Br. Maple - OTS-507 Morel Gray
FEATURED HARDWARE 847-128 BNBDL



SARATOGA BEDROOM COLLECTION

SHOWN IN Br. Maple - OTS - 507 Morel Gray : FEATURED HARDWARE 847-128 BNBDL

SARATOGA BED #TR8600
 KING: 48" hb . 15¼" fb . 80½"w . 84½"l
 CAL KING: 48" hb . 15¼" fb . 76¼"w . 88½"l
 QUEEN: 48" hb . 15¼" fb . 64¾"w . 84½"l
 FULL: 48" hb . 15¼" fb . 58¾"w . 79½"l
 TWIN: 48" hb . 15¼" fb . 42½"w . 79½"l



Bed rails 8⅝" from floor

SHOWN IN Br. Maple - OTS - 507 Morel Gray



SARATOGA BED #TR8602
 KING: 55" hb . 27⅞" fb . 79¼"w . 86¾"l
 CAL KING: 55" hb . 27⅞" fb . 75¼"w . 90¾"l
 QUEEN: 55" hb . 27⅞" fb . 64"w . 86¾"l
 FULL: 55" hb . 27⅞" fb . 57½"w . 81¾"l
 TWIN: 55" hb . 27⅞" fb . 41¾"w . 81¾"l

SARATOGA BED WITH FB STORAGE #TR8692 (2 Drawers)
 KING: 48" hb . 20¼" fb . 81¼" w . 86" l
 CAL KING: 48" hb . 20¼" fb . 77¼" w . 90" l
 QUEEN: 48" hb . 20¼" fb . 65½" w . 86" l
 FULL: 48" hb . 20¼" fb . 59" w . 81" l
 TWIN: 48" hb . 20¼" fb . 43¼" w . 81" l

**King total cubic inch storage = 7,265
 Queen total cubic inch storage = 5,265**



Bed rails 6" from floor



Bed rails 6" from floor

SARATOGA BED WITH FB STORAGE #TR860292 (2 Drawers)
 KING: 54" hb . 20¼" fb . 79¼"w . 86¾"l
 CAL KING: 54" hb . 20¼" fb . 75¼"w . 90¾"l
 QUEEN: 54" hb . 20¼" fb . 64"w . 86¾"l
 FULL: 54" hb . 20¼" fb . 57½"w . 81¾"l
 TWIN: 54" hb . 20¼" fb . 41¾"w . 81¾"l

**King total cubic inch storage = 7,265
 Queen total cubic inch storage = 5,265**

SARATOGA BED WITH SIDE STORAGE #TR8694 (4 Drawers, 2 Doors)
 KING: 48" hb . 21" fb . 81¼" w . 86" l
 CAL KING: 48" hb . 21" fb . 77¼" w . 90" l
 QUEEN: 48" hb . 21" fb . 65½" w . 86" l
 FULL: 48" hb . 21" fb . 59" w . 81" l
 TWIN: 48" hb . 21" fb . 43¼" w . 81" l

Total cubic inch storage = 19,503



Bed rails 6" from floor



Bed rails 6" from floor

SARATOGA BED WITH SIDE STORAGE #TR860294 (4 Drawers, 2 Doors)
 KING: 55" hb . 27⅞" fb . 79¼"w . 86¾"l
 CAL KING: 55" hb . 27⅞" fb . 75¼"w . 90¾"l
 QUEEN: 55" hb . 27⅞" fb . 64"w . 86¾"l
 FULL: 55" hb . 27⅞" fb . 57½"w . 81¾"l
 TWIN: 55" hb . 27⅞" fb . 41¾"w . 81¾"l

Total cubic inch storage = 19,503



REGULAR DRESSER #TR8604
 20¼"d x 60½"w x 37½"h

(6 Drawers)

REGULAR MIRROR #TR8620
 50½"w x 36"h



TALL DRESSER #TR8605
 20¼"d x 64½"w x 43½"h

(8 Drawers)

TALL MIRROR #TR8621
 52½"w x 31"h



(5 Drawers)
 CHEST OF DRAWERS #TR8606
 20¼"d x 36½"w x 54⅞"h



(5 Drawers)
 GENTLEMEN'S CHEST #TR8607
 20¼"d x 56"w x 54⅞"h
 Adjustable shelves and clothes rod behind door



(6 Drawers)
 LINGERIE CHEST #TR8610
 18¼"d x 22½"w x 45¼"h



3-DR NIGHTSTAND #TR8612
 18¼"d x 18½"w x 28⅞"h



3-DR NIGHTSTAND #TR8608
 18¼"d x 22½"w x 28⅞"h



1-DR NIGHTSTAND #TR8609
 18¼"d x 22½"w x 28⅞"h



Night Stand Back
 USB / Power Outlet

SHOWN IN Br. Maple - OTS - 507 Morel Gray : FEATURED HARDWARE 847-128 BNBDL
 FURNITURE WILL BE SHIPPED WITH FEATURED HARDWARE UNLESS ORDERED OTHERWISE

©2023 troyer ridge furniture



SIESTA

BEDROOM COLLECTION

SHOWN IN Brown Maple OCS 118 Antique Slate Stain
FEATURED HARDWARE P-2280 SN



SIESTA BEDROOM COLLECTION

SHOWN IN Brown Maple OCS 118 Antique Slate Stain : FEATURED HARDWARE P-2280 SN



Bed rails 8 5/8" from floor

SIESTA BED
#TR1001
KING: 52 3/4" hb . 27 1/2" fb . 82 1/4" w . 87 1/2" l
CAL KING: 52 3/4" hb . 27 1/2" fb . 78 3/4" w . 91 1/2" l
QUEEN: 52 3/4" hb . 27 1/2" fb . 66 1/2" w . 87 1/2" l
FULL: 52 3/4" hb . 27 1/2" fb . 60" w . 82 1/2" l
TWIN: 52 3/4" hb . 27 1/2" fb . 44 1/4" w . 82 1/2" l



Bed rails 6" from floor

SIESTA MISSION BED WITH FB STORAGE
#TR1092 (2 Drawers)
KING: 52 3/4" hb . 20 1/4" fb . 82 1/4" w . 87 1/2" l
CAL KING: 52 3/4" hb . 20 1/4" fb . 78 3/4" w . 91 1/2" l
QUEEN: 52 3/4" hb . 20 1/4" fb . 66 1/2" w . 87 1/2" l
FULL: 52 3/4" hb . 20 1/4" fb . 60" w . 82 1/2" l
TWIN: 52 3/4" hb . 20 1/4" fb . 44 1/4" w . 82 1/2" l
King total cubic inch storage = 7,265
Queen total cubic inch storage = 5,265



SIESTA MISSION BED WITH SIDE STORAGE
#TR1094 (4 Drawers, 2 Doors)
KING: 52 3/4" hb . 27 1/2" fb . 82 1/4" w . 87 1/2" l
CAL KING: 52 3/4" hb . 27 1/2" fb . 78 3/4" w . 91 1/2" l
QUEEN: 52 3/4" hb . 27 1/2" fb . 66 1/2" w . 87 1/2" l
FULL: 52 3/4" hb . 27 1/2" fb . 60" w . 82 1/2" l
TWIN: 52 3/4" hb . 27 1/2" fb . 44 1/4" w . 82 1/2" l
Total cubic inch storage = 19,503



(7 Drawers)

REGULAR DRESSER
#TR303
20"d x 61"w x 37 3/4"h

REGULAR MIRROR
#TR320
42"w x 36"h



(9 Drawers)

TALL DRESSER
#TR302
20"d x 61"w x 46 1/2"h

TALL MIRROR
#TR321
53 1/2"w x 31 1/4"h



P-2280 SN



(5 Drawers)

CHEST OF DRAWERS
#TR304
18"d x 36 1/4" w x 52"h

The extra large bottom drawer has ample storage space for bulky items.



3 DRAWER NIGHTSTAND
#TR312
18"d x 20"w x 27 1/2"h



3 DRAWER NIGHTSTAND
#TR306
18"d x 24"w x 27 1/2"h



1 DRAWER NIGHTSTAND
#TR305
18"d x 24"w x 27 1/2"h



SIESTA MISSION

BEDROOM COLLECTION

SHOWN IN Red Oak OCS-113 Michaels Cherry Stain
FEATURED HARDWARE D529-A



SIESTA MISSION BEDROOM COLLECTION

SHOWN IN Red Oak OCS-113 Michaels Cherry Stain : FEATURED HARDWARE D529-A



(7 Drawers)
 REGULAR DRESSER #TR303 20"d x 61"w x 37¾"h
 REGULAR MIRROR #TR320 42"w x 36"h

(9 Drawers)
 TALL DRESSER #TR302 20"d x 61"w x 46½"h
 TALL MIRROR #TR321 53½"w x 31¼"h



SIESTA MISSION BED #TR1001
 KING: 52¾" hb . 27½" fb . 82¼" w . 87½" l
 CAL KING: 52¾" hb . 27½" fb . 78¼" w . 91½" l
 QUEEN: 52¾" hb . 27½" fb . 66½" w . 87½" l
 FULL: 52¾" hb . 27½" fb . 60" w . 82½" l
 TWIN: 52¾" hb . 27½" fb . 44¼" w . 82½" l

Bed rails 8½" from floor



FEATURED HARDWARE
 D529-A

SIESTA MISSION BED WITH SIDE STORAGE #TR1094 (4 Drawers, 2 Doors)
 KING: 52¾" hb . 27½" fb . 82¼" w . 87½" l
 CAL KING: 52¾" hb . 27½" fb . 78¼" w . 91½" l
 QUEEN: 52¾" hb . 27½" fb . 66½" w . 87½" l
 FULL: 52¾" hb . 27½" fb . 60" w . 82½" l
 TWIN: 52¾" hb . 27½" fb . 44¼" w . 82½" l



(5 Drawers)
 CHEST OF DRAWERS #TR304
 18"d x 36¼"w x 52"h

The extra large bottom drawer has ample storage space for bulky items.



ARMOIRE #TR3020 (2 Drawers)
 21"d x 32"w x 68"h
 Armoire comes standard with adjustable shelves and clothes rod.



SIESTA MISSION BED WITH FB STORAGE #TR1092 (2 Drawers)
 KING: 52¾" hb . 20¼" fb . 82¼" w . 87½" l
 CAL KING: 52¾" hb . 20¼" fb . 78¼" w . 91½" l
 QUEEN: 52¾" hb . 20¼" fb . 66½" w . 87½" l
 FULL: 52¾" hb . 20¼" fb . 60" w . 82½" l
 TWIN: 52¾" hb . 20¼" fb . 44¼" w . 82½" l

King total cubic inch storage = 7,265
 Queen total cubic inch storage = 5,265



Total cubic inch storage = 19,503



3 DRAWER NIGHTSTAND #TR312
 18"d x 20"w x 27½"h



3 DRAWER NIGHTSTAND #TR306
 18"d x 24"w x 27½"h



1 DRAWER NIGHTSTAND #TR305
 18"d x 24"w x 27½"h



WILKSHIRE

BEDROOM COLLECTION

SHOWN IN Rustic Cherry OCS #111 Boston Stain
FEATURED HARDWARE A53003-FB



WILKSHIRE BEDROOM COLLECTION

SHOWN IN Rustic Cherry OCS #111 Boston Stain : FEATURED HARDWARE A53003-FB



WILKSHIRE BED
#TR1800
KING: 68" hb . 58" fb . 80¼" w . 88" l
CAL KING: 68" hb . 58" fb . 76¼" w . 92" l
QUEEN: 68" hb . 58" fb . 64½" w . 88" l
FULL: 68" hb . 58" fb . 58" w . 83" l
TWIN: 68" hb . 58" fb . 42¼" w . 83" l

Bed rails 8¾" from floor



Bed rails 6" from floor

WILKSHIRE BEVEL PANEL BED
#TR3400B
KING: 54" hb . 27" fb . 78¾" w . 89½" l
CAL KING: 54" hb . 27" fb . 74¾" w . 93½" l
QUEEN: 54" hb . 27" fb . 63" w . 89½" l
FULL: 54" hb . 27" fb . 56½" w . 84½" l
TWIN: 54" hb . 27" fb . 40¾" w . 84½" l



Bed rails 6" from floor

WILKSHIRE SLEIGH BED
#TR1801
KING: 52" hb . 26" fb . 79" w . 93" l
CAL KING: 52" hb . 26" fb . 75" w . 97" l
QUEEN: 52" hb . 26" fb . 63¾" w . 93" l
FULL: 52" hb . 26" fb . 56¾" w . 88" l
TWIN: 52" hb . 26" fb . 41" w . 88" l



FEATURED
HARDWARE



A53003-FB



(7 Drawers)
DRESSER
#TR1805
20" d x 59 ½" w x 37 ½" h

MIRROR
#TR1820
44" w x 38" h



(5 Drawers)
CHEST OF DRAWERS
#TR1806
18" d x 36" w x 51½" h



WILKSHIRE BED WITH FB STORAGE
#TR1892 (2 Drawers)
KING: 68" hb . 20¼" fb . 80¼" w . 88" l
CAL KING: 68" hb . 20¼" fb . 76¼" w . 92" l
QUEEN: 68" hb . 20¼" fb . 64½" w . 88" l
FULL: 68" hb . 20¼" fb . 58" w . 83" l
TWIN: 68" hb . 20¼" fb . 42¼" w . 83" l
King total cubic inch storage = 7,265
Queen total cubic inch storage = 5,265



WILKSHIRE BED WITH SIDE STORAGE
#TR1894 (4 Drawers, 2 Doors)
KING: 68" hb . 58" fb . 80¼" w . 88" l
CAL KING: 68" hb . 58" fb . 76¼" w . 92" l
QUEEN: 68" hb . 58" fb . 64½" w . 88" l
FULL: 68" hb . 58" fb . 58" w . 83" l
TWIN: 68" hb . 58" fb . 42¼" w . 83" l
Total cubic inch storage = 19,503



2 DRAWER NIGHTSTAND
#TR1808
18" d x 24" w x 28" h



1 DRAWER NIGHTSTAND
#TR1807
18" d x 24" w x 28" h



WILKSHIRE BED WITH FB STORAGE
#TR180192 (2 Drawers)
KING: 52" hb . 20¼" fb . 81¼" w . 90¼" l
CAL KING: 52" hb . 20¼" fb . 77¼" w . 94¼" l
QUEEN: 52" hb . 20¼" fb . 65½" w . 90¼" l
FULL: 52" hb . 20¼" fb . 59" w . 85¼" l
TWIN: 52" hb . 20¼" fb . 43¼" w . 85¼" l
King total cubic inch storage = 7,265
Queen total cubic inch storage = 5,265



WILKSHIRE BED WITH SIDE STORAGE
#TR180194 (4 Drawers, 2 Doors)
KING: 52" hb . 26" fb . 79" w . 93" l
CAL KING: 52" hb . 26" fb . 75" w . 97" l
QUEEN: 52" hb . 26" fb . 63¾" w . 93" l
FULL: 52" hb . 26" fb . 56¾" w . 88" l
TWIN: 52" hb . 26" fb . 41" w . 88" l
Total cubic inch storage = 19,503



WILLIAMSBURG

BEDROOM COLLECTION

SHOWN IN Rustic Cherry OCS 113 Michaels Stain
FEATURED HARDWARE K-15



WILLIAMSBURG BEDROOM COLLECTION

SHOWN IN Rustic Cherry OCS 113 Michaels Stain : FEATURED HARDWARE K-15



WILLIAMSBURG BED
#TR8300
KING: 85" hb . 85" fb . 79¼" w . 87" l
CAL KING: 85" hb . 85" fb . 75¼" w . 91" l
QUEEN: 85" hb . 85" fb . 63½" w . 87" l
FULL: 85" hb . 85" fb . 57" w . 81" l

Bed rails 11" from floor



WILLIAMSBURG BED WITH FB STORAGE
#TR8392 (2 Drawers)
KING: 85" hb . 20¼" fb . 81¼" w . 87¼" l
CAL KING: 85" hb . 20¼" fb . 77¼" w . 91¼" l
QUEEN: 85" hb . 20¼" fb . 65½" w . 87¼" l
FULL: 85" hb . 20¼" fb . 59" w . 82¼" l
TWIN: 85" hb . 20¼" fb . 43¼" w . 82¼" l
King total cubic inch storage = 7,265
Queen total cubic inch storage = 5,265



WIDE DRESSER
#TR8302
20"d x 66"w x 38"h

(9 Drawers)



REGULAR MIRROR
#TR8321
54"w x 32"h

(9 Drawers)

REGULAR DRESSER
#TR8303
20"d x 60"w x 38"h



LINGERIE CHEST
#TR8310
18"d x 25"w x 53"h

(7 Drawers)



CHEST OF DRAWERS
#TR8304
21"d x 41½"w x 56¾"h

(9 Drawers)



CHEST ON CHEST
#TR8307
21"d x 42"w x 67"h

(8 Drawers)



BEDSIDE CHEST (4 Drawers)
#TR8306
18"d x 25"w x 33"h



1-DR NIGHTSTAND
#TR8309
18"d x 25"w x 33½"h



**FEATURED
HARDWARE**



K-15



YORKSHIRE

BEDROOM COLLECTION

SHOWN IN Wormy Maple FC-48015 Sandstone
FEATURED HARDWARE K-558 SI



YORKSHIRE BEDROOM COLLECTION

SHOWN IN Wormy Maple FC-48015 Sandstone : FEATURED HARDWARE K-558 SI



YORKSHIRE BED
#TR7800
KING: 56" hb . 26" fb . 81³/₄" w . 86³/₄" l
CAL KING: 56" hb . 26" fb . 77³/₄" w . 91³/₄" l
QUEEN: 56" hb . 26" fb . 66" w . 86³/₄" l
FULL: 56" hb . 26" fb . 59¹/₂" w . 81³/₄" l
TWIN: 56" hb . 26" fb . 43³/₄" w . 81³/₄" l



YORKSHIRE BED WITH SIDE STORAGE
#TR7894 (4 Drawers, 2 Doors)
KING: 56" hb . 26" fb . 81³/₄" w . 86³/₄" l
CAL KING: 56" hb . 26" fb . 77³/₄" w . 90³/₄" l
QUEEN: 56" hb . 26" fb . 66" w . 86³/₄" l
FULL: 56" hb . 26" fb . 59¹/₂" w . 81³/₄" l
TWIN: 56" hb . 26" fb . 43³/₄" w . 81³/₄" l
Total cubic inch storage = 19,503



YORKSHIRE BED WITH FB STORAGE
#TR7892 (2 Drawers)
KING: 56" hb . 20¹/₄" fb . 81³/₄" w . 86³/₄" l
CAL KING: 56" hb . 20¹/₄" fb . 77³/₄" w . 90³/₄" l
QUEEN: 56" hb . 20¹/₄" fb . 66" w . 86³/₄" l
FULL: 56" hb . 20¹/₄" fb . 59¹/₂" w . 81³/₄" l
TWIN: 56" hb . 20¹/₄" fb . 43³/₄" w . 81³/₄" l
King total cubic inch storage = 7,265
Queen total cubic inch storage = 5,265



(6 Drawers)
REGULAR DRESSER
#TR7804
20"d x 60"w x 36¹/₄"h



(9 Drawers)
TALL DRESSER
#TR7805
20"d x 60"w x 41¹/₄"h
TALL BEVELED MIRROR
#TR7821
52¹/₂"w x 31¹/₂"h



CHEST OF DRAWERS
#TR7806
20"d x 34¹/₂"w x 54¹/₂"h

(6 Drawers)



3-DR NIGHTSTAND
#TR7818
20"d x 30"w x 30"h



3-DR NIGHTSTAND
#TR7812
20"d x 19¹/₂"w x 26"h



3-DR NIGHTSTAND
#TR7808
20"d x 23¹/₂"w x 26"h



1-DR NIGHTSTAND
#TR7809
20"d x 23¹/₂"w x 26"h



Inset Backs with Screw Fasteners Full Extension Slides Pegged Support Dovetailed Drawers Rail Brackets

FEATURED FEATURES

ALL OUR FURNITURE COMES FEATURED WITH:

- » Full extension ball bearing slides
- » Dovetailed drawers
- » Inset backs with screw fasteners
- » Pegged support
- » Catalyzed finish
- » Rail brackets
- » Beveled Mirrors come FEATURED on all Mirror Units
- » All products shipped blanket wrapped

Head boards are available in all Beds

- » Headboards only cost is 50% of cost of Bed



USB Outlets FEATURED on all Nightstands



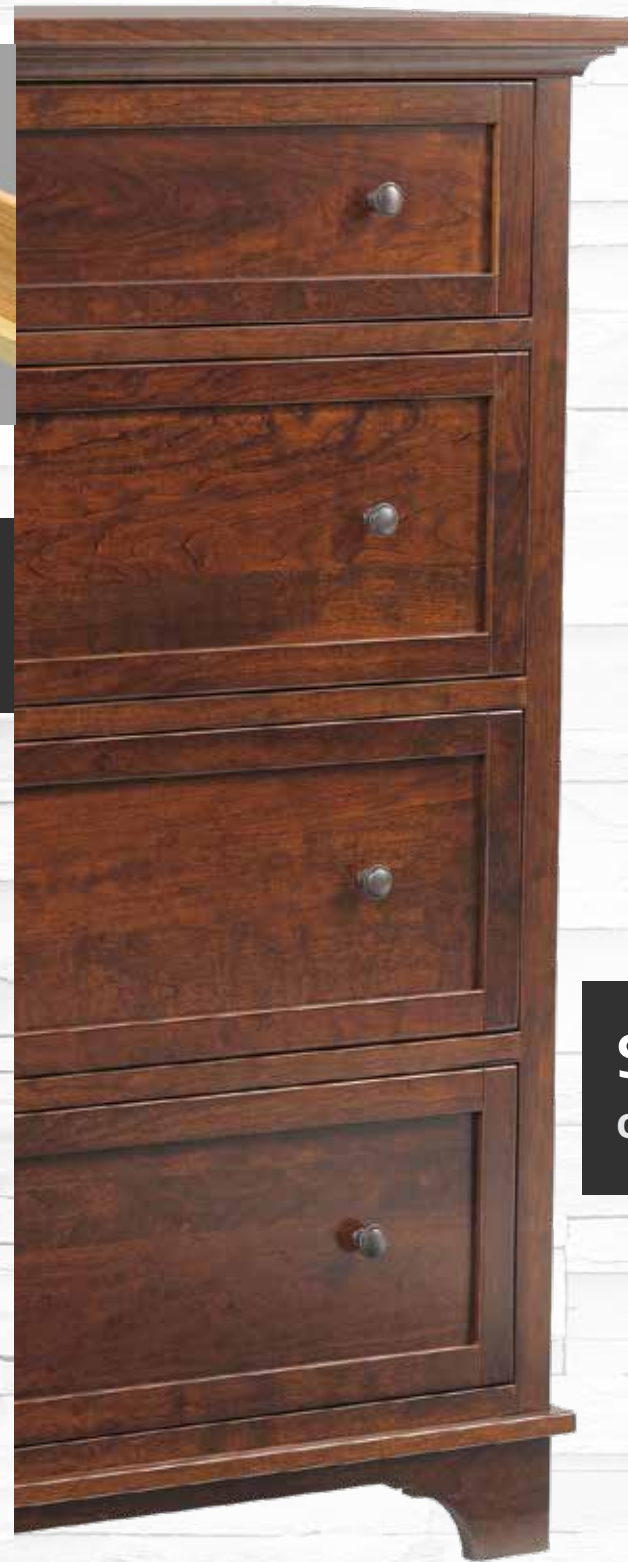
Angled up for easy access

BECAUSE WE CARE

ABOUT YOUR SAFETY

ALL OF OUR FURNITURE COMES FEATURED

WITH ANTI-TIP HARDWARE



QUALITY
HAS NO FEAR OF TIME!

you never really own a piece of
furniture
FROM TROYER RIDGE

YOU ARE THE
CARETAKER
for the next generation.

SLIDING TOPS ARE AVAILABLE
ON ALL OF OUR NIGHTSTANDS



FOR ADDITIONAL CHARGES,
UPGRADE YOUR NIGHTSTAND
BY ADDING THESE DELUXE FEATURES:

» **SLIDING TOP**

» **MAGNETIC LOCK**



QUALITY HAS NO FEAR OF TIME!

Every elegant piece we make is crafted to become a family classic. OUR CAREFUL SELECTION OF PATTERN GRADE WOODS and attention to all details OF EACH PIECE ARE THE SECRETS OF CREATING SOMETHING OF SPECIAL VALUE. Our products are always welcome in homes of distinction.

TIPS TO MAKE YOUR FURNITURE LAST A LIFETIME:

REMOVE DUST

Dust buildup is made up of small airborne particles, and may scratch or dull the surface if not removed correctly. Simply wipe the surface with a cloth dampened with a cleaning polish or mild detergent.

CONTROL HUMIDITY

Solid wood furniture will expand and contract if humidity levels are too high or too low. Ideal humidity is 35% - 45%.

CLEAN

Fingerprints, cooking fumes, smoking residue, etc., accumulate on any finished surface. None of these contaminants will harm our finish, but they should periodically be removed to restore the finish to its original luster. Just wipe the surface with a cloth dampened with a non-wax containing polish or mild detergent solution. Avoid the use of ammonia based products or silicone oils as they may cause damage if used over a long period of time. The finish is durable and resistant to most household spills. However, spills should be wiped up promptly to avoid potential problems. Excessive prolonged exposure to direct sunlight, high temperatures and high humidity can cause damage to both the finish and the wood itself, therefore these should be avoided.

FOLLOWING THESE SIMPLE STEPS WILL KEEP YOUR FINISHED PIECE LOOKING LIKE NEW FOR MANY YEARS TO COME.

DRAWER UNITS

AVAILABLE ON ALL BEDS

Convert the empty space under your bed into convenient, clean storage space.

THESE UNITS ARE AVAILABLE FOR ALL OUR BEDS.

No box springs are required.

These units attach same as a standard side rail.

KING, QUEEN AND FULL BEDS HAVE DRAWERS ON BOTH SIDES

TWIN BEDS HAVE DRAWERS ON 1 SIDE THAT CAN BE USED LEFT OR RIGHT

When using only 1 side with Drawer Units, cost is 75% of regular Drawer Unit.

NOTE: Drawer Units Not a Quick Ship Item

DRAWER UNIT 14"H X 81"L #TR2490
 KING - 81"L
 QUEEN - 81"L
 FULL - 76"L
 TWIN - 76"L

Access Door

Bed rails 6" from floor

2490 Drawer Unit inside drawer dimension:
 26³/₄" W x 19" D x 7¹/₄" H
 Door Storage: 14" W x 20" D x 9" H
Total cubic inch storage = 19,503

DRAWER UNIT #TR2496
 14" h x 81" l

THIS UNIT WORKS WITH ALL OF OUR BEDS

2496 Drawer Unit inside drawer dimension:
 21¹/₁₆" W x 18⁷/₈" D x 6⁵/₁₆" H
Total cubic inch storage = 14,962

DRAWER UNIT 20¹/₄"H X 84¹/₄"L #TR2392
 KING - 84¹/₄"L
 CAL KING - 89³/₄"L
 QUEEN - 84¹/₄"L
 FULL - 79³/₄"L
 TWIN - 79³/₄"L

THESE DIMENSIONS INCLUDE FOOTBOARD AND DRAWER RAILS

2392 Drawer Unit inside drawer dimension:
 King - 31" W x 18³/₄" D x 6¹/₄" H
King total cubic inch storage = 7,265
 Queen - 24¹/₈" W x 18³/₄" D x 6¹/₄" H
Queen total cubic inch storage = 5,265

CHEST OF DRAWERS #TR304
Total cubic inch storage = 11,082

DRAWER UNIT #TR2099
 King - 81"L
 Queen - 81"L
 Full - 76"L
 Twin - 76"L

2099 Drawer Unit inside drawer dimension:
 21" W x 19" D x 9" H
Total cubic inch storage = 21,546

THIS UNIT WORKS WITH MOST OF OUR BEDS.
DOES NOT WORK ON THESE BEDS:
 8053 - BUCKINGHAM BED • 901 DUCHESS BED
 8058 DUCHESS SLEIGH BED • 1902 HAMPTON BED
 1900 WALTON HILLS BED • 1901 WALTON HILLS BED
 1800 WILKSHIRE BED • 8055 WILMINGTON BED

TROYER RIDGE BED COLLECTION



Head boards are available in all Beds

» Headboards only cost is 50% of cost of Bed



Bed rails 8 5/8" from floor

AMISH COUNTRY DELUXE BED
#TR8014
KING: 56" hb . 35 1/2" fb . 81 1/2" w . 89 3/4" l
CAL KING: 56" hb . 35 1/2" fb . 77 1/2" w . 93 1/4" l
QUEEN: 56" hb . 35 1/2" fb . 65 3/4" w . 89 1/4" l
FULL: 56" hb . 35 1/2" fb . 59 1/4" w . 84 3/4" l
TWIN: 56" hb . 35 1/2" fb . 43 1/2" w . 84 1/4" l

AVONDALE BED
#TR3400AV
KING: 54" hb . 27" fb . 78 3/4" w . 89 1/2" l
CAL KING: 54" hb . 27" fb . 74 3/4" w . 93 1/2" l
QUEEN: 54" hb . 27" fb . 63" w . 89 1/2" l
FULL: 54" hb . 27" fb . 56 1/2" w . 84 1/2" l
TWIN: 54" hb . 27" fb . 40 3/4" w . 84 1/2" l



Bed rails 6" from floor



Bed rails 4" from floor

ARLINGTON PANEL BED
#TR2200
Shown without drawer units
KING: 54 3/4" hb . 25" fb . 83 1/4" w . 87 1/2" l
CAL KING: 54 3/4" hb . 25" fb . 79 1/4" w . 91 1/2" l
QUEEN: 54 3/4" hb . 25" fb . 67 1/2" w . 87 1/2" l
FULL: 54 3/4" hb . 25" fb . 61" w . 82 1/2" l
TWIN: 54 3/4" hb . 25" fb . 45 1/4" w . 82 1/2" l



Bed rails 8 5/8" from floor

BAY WATCH
#TR8600-2T
KING: 55" hb . 27 7/8" fb . 79 1/4" w . 83 3/4" l
CAL KING: 55" hb . 27 7/8" fb . 75 1/4" w . 90 3/4" l
QUEEN: 55" hb . 27 7/8" fb . 64" w . 86 3/4" l
FULL: 55" hb . 27 7/8" fb . 57 1/2" w . 81 3/4" l
TWIN: 55" hb . 27 7/8" fb . 41 3/4" w . 81 3/4" l

ARLINGTON SLEIGH BED
#TR3400
KING: 54" hb . 27" fb . 78 3/4" w . 89 1/2" l
CAL KING: 54" hb . 27" fb . 74 3/4" w . 93 1/2" l
QUEEN: 54" hb . 27" fb . 63" w . 89 1/2" l
FULL: 54" hb . 27" fb . 56 1/2" w . 84 1/2" l
TWIN: 54" hb . 27" fb . 40 3/4" w . 84 1/2" l



Bed rails 6" from floor

BERKSHIRE BED
#TR9000
KING: 52" hb . 30" fb . 79" w . 93" l
CAL KING: 52" hb . 30" fb . 75" w . 97" l
QUEEN: 52" hb . 30" fb . 63 3/4" w . 93" l
FULL: 52" hb . 30" fb . 56 3/4" w . 88" l
TWIN: 52" hb . 30" fb . 41" w . 88" l



Bed rails 8 5/8" from floor



BOULDER CREEK BED
 #TR8800
 KING: 55" hb . 25¼" fb . 79¼" w . 86¾" l
 CAL KING: 55" hb . 25¼" fb . 75¼" w . 90¾" l
 QUEEN: 55" hb . 25¼" fb . 64" w . 86¾" l
 FULL: 55" hb . 25¼" fb . 57½" w . 81¾" l
 TWIN: 55" hb . 25¼" fb . 41¾" w . 81¾" l

Bed rails 6" from floor



CAMBRAI MISSION BED
 #TR1102
 KING: 55" hb . 33" fb . 82¾" w . 87½" l
 CAL KING: 55" hb . 33" fb . 78¾" w . 91½" l
 QUEEN: 55" hb . 33" fb . 67" w . 87½" l
 FULL: 55" hb . 33" fb . 60½" w . 82½" l
 TWIN: 55" hb . 33" fb . 44¾" w . 82½" l

Bed rails 8½" from floor

BROOKFIELD BED
 #TR3001
 KING: 62" hb . 30½" fb . 83¼" w . 88" l
 CAL KING: 62" hb . 30½" fb . 79¼" w . 92" l
 QUEEN: 62" hb . 30½" fb . 67½" w . 88" l
 FULL: 62" hb . 30½" fb . 61" w . 83" l
 TWIN: 62" hb . 30½" fb . 45¼" w . 83" l



Bed rails 8½" from floor



Bed rails 8½" from floor

CAMBRAI MISSION BED
 #TR1103
 KING: 55" hb . 17" fb . 82¾" w . 86¾" l
 CAL KING: 55" hb . 17" fb . 78¾" w . 90¾" l
 QUEEN: 55" hb . 17" fb . 67" w . 86¾" l
 FULL: 55" hb . 17" fb . 60½" w . 81¾" l
 TWIN: 55" hb . 17" fb . 44¾" w . 81¾" l



Bed rails 8½" from floor

BUCKINGHAM BED
 #TR8053
 KING: 52" hb . 30" fb . 79¾" w . 87½" l
 CAL KING: 52" hb . 30" fb . 75¾" w . 91½" l
 QUEEN: 52" hb . 30" fb . 64" w . 87½" l
 FULL: 52" hb . 30" fb . 57½" w . 82½" l
 TWIN: 52" hb . 30" fb . 41¾" w . 82½" l

CAMBRIDGE BED
 #TR5800
 KING: 59" hb . 25" fb . 81¼" w . 87½" l
 CAL KING: 59" hb . 25" fb . 77¼" w . 91½" l
 QUEEN: 59" hb . 25" fb . 65½" w . 87½" l
 FULL: 59" hb . 25" fb . 59" w . 82½" l
 TWIN: 59" hb . 25" fb . 43¼" w . 82½" l



Bed rails 6" from floor



Bed rails 6" from floor

CANTERBURY BED

#TR1300

KING: 42" hb . 12" fb . 80¼" w . 88" l
 CAL KING: 42" hb . 12" fb . 76¾" w . 92" l
 QUEEN: 42" hb . 12" fb . 64¾" w . 88" l
 FULL: 42" hb . 12" fb . 58" w . 83" l
 TWIN: 42" hb . 12" fb . 42¾" w . 83" l

DUCHESS SLEIGH BED

#TR8058

KING: 59" hb . 20" fb . 79¾" w . 92" l
 CAL KING: 59" hb . 20" fb . 75¾" w . 96" l
 QUEEN: 59" hb . 20" fb . 64" w . 92" l
 FULL: 59" hb . 20" fb . 57½" w . 87" l
 TWIN: 59" hb . 20" fb . 41¾" w . 87" l

Shown with #TR2098 Drawer Units

KING: 59" hb . 20" fb . 79¾" w . 92" l
 CAL KING: 59" hb . 20" fb . 75¾" w . 96" l
 QUEEN: 59" hb . 20" fb . 64" w . 92" l
 FULL: 59" hb . 20" fb . 57½" w . 87" l
 TWIN: 59" hb . 20" fb . 41¾" w . 87" l



Bed rails 6" from floor

CARLISLE SHAKER BED

#TR5000

KING: 54¾" hb . 27¾" fb . 82¾" w . 88" l
 CAL KING: 54¾" hb . 27¾" fb . 78¾" w . 92" l
 QUEEN: 54¾" hb . 27¾" fb . 67" w . 88" l
 FULL: 54¾" hb . 27¾" fb . 60½" w . 83" l
 TWIN: 54¾" hb . 27¾" fb . 44¾" w . 83" l



Bed rails 8" from floor



Bed rails 8" from floor

ELLINGTON BED

#TR400

KING: 52¾" hb . 18¾" fb . 82¾" w . 86¾" l
 CAL KING: 52¾" hb . 18¾" fb . 78¾" w . 90¾" l
 QUEEN: 52¾" hb . 18¾" fb . 67" w . 86¾" l
 FULL: 52¾" hb . 18¾" fb . 60½" w . 81¾" l
 TWIN: 52¾" hb . 18¾" fb . 44¾" w . 81¾" l



Bed rails 8" from floor

DUCHESS BED

#TR901

KING: 56" hb . 17" fb . 79¾" w . 87½" l
 CAL KING: 56" hb . 17" fb . 75¾" w . 91½" l
 QUEEN: 56" hb . 17" fb . 64" w . 87½" l
 FULL: 56" hb . 17" fb . 57½" w . 82½" l
 TWIN: 56" hb . 17" fb . 41¾" w . 82½" l

COMPLIMENTS :
 Criswell Furniture's 900 series Duchess Collection
 Rustic Cherry, OCS-109 S-12
 CRISWELL FURNITURE . 330.695.2082 V.M.

HAMPTON BED

#TR1902

KING: 58" hb . 44" fb . 80¼" w . 88" l
 CAL KING: 58" hb . 44" fb . 76¼" w . 92" l
 QUEEN: 58" hb . 44" fb . 64½" w . 88" l
 FULL: 58" hb . 44" fb . 58" w . 83" l
 TWIN: 58" hb . 44" fb . 42¼" w . 83" l



Bed rails 8" from floor



HEIRLOOM BED
#TR8001
 KING: 52¾" hb . 28" fb . 82¾" w . 87½" l
 CAL KING: 52¾" hb . 28" fb . 78¾" w . 91½" l
 QUEEN: 52¾" hb . 28" fb . 66½" w . 87½" l
 FULL: 52¾" hb . 28" fb . 60" w . 82½" l
 TWIN: 52¾" hb . 28" fb . 44¼" w . 82½" l

Bed rails 8⅝" from floor



HICKORY GROVE BED
#TR42001
 KING: 56" hb . 24½" fb . 82¾" w . 86⅞" l
 CAL KING: 56" hb . 24½" fb . 78¾" w . 90⅞" l
 QUEEN: 56" hb . 24½" fb . 67" w . 86⅞" l
 FULL: 56" hb . 24½" fb . 60½" w . 81⅞" l
 TWIN: 56" hb . 24½" fb . 44¾" w . 81⅞" l

Bed rails 8⅝" from floor

GEORGETOWN BED
#TR7700
 KING: 55¼" hb . 20½" fb . 82¾" w . 87" l
 CAL KING: 55¼" hb . 20½" fb . 78¾" w . 91" l
 QUEEN: 55¼" hb . 20½" fb . 67" w . 87" l
 FULL: 55¼" hb . 20½" fb . 60½" w . 82" l
 TWIN: 55¼" hb . 20½" fb . 44¾" w . 82" l



Bed rails 8⅝" from floor

QUEEN BED
#TR42002
 KING: 54¾" hb . 18¾" fb . 82¾" w . 86¾" l
 CAL KING: 54¾" hb . 18¾" fb . 78¾" w . 90¾" l
 QUEEN: 54¾" hb . 18¾" fb . 67" w . 86¾" l
 FULL: 54¾" hb . 18¾" fb . 60½" w . 81¾" l
 TWIN: 54¾" hb . 18¾" fb . 44¾" w . 81¾" l



Bed rails 8⅝" from floor

GEORGETOWN BED
WITH STORAGE FOOTBOARD
#TR7701
 KING: 55¼" hb . 20½" fb . 82¾" w . 87" l
 CAL KING: 55¼" hb . 20½" fb . 78¾" w . 91" l
 QUEEN: 55¼" hb . 20½" fb . 67" w . 87" l
 FULL: 55¼" hb . 20½" fb . 60½" w . 82" l
 TWIN: 55¼" hb . 20½" fb . 44¾" w . 82" l



Bed rails 6" from floor

HUNTINGTON BED
 #TR8052
 KING: 54" hb . 18" fb . 79¼" w . 88" l
 CAL KING: 54" hb . 18" fb . 75¼" w . 92" l
 QUEEN: 54" hb . 18" fb . 63½" w . 88" l
 FULL: 54" hb . 18" fb . 57" w . 83" l
 TWIN: 54" hb . 18" fb . 41¼" w . 83" l



Bed rails 8½" from floor

LANE SHAKER BED
 #TR8038
 KING: 52" hb . 27" fb . 79" w . 92" l
 CAL KING: 52" hb . 27" fb . 75" w . 96" l
 QUEEN: 52" hb . 27" fb . 63¾" w . 92" l
 FULL: 52" hb . 27" fb . 56¾" w . 87" l
 TWIN: 52" hb . 27" fb . 41" w . 87" l



Bed rails 6" from floor

LAKESIDE BED
 #TR8501
 KING: 52" hb . 17" fb . 79" w . 91½" l
 CAL KING: 52" hb . 17" fb . 75" w . 95½" l
 QUEEN: 52" hb . 17" fb . 63¾" w . 91½" l
 FULL: 52" hb . 17" fb . 56¾" w . 86½" l
 TWIN: 52" hb . 17" fb . 41" w . 86½" l



Bed rails 8½" from floor

BARRINGTON BED
 #TR2400
 KING: 55" hb . 15¼" fb . 79¼" w . 86½" l
 CAL KING: 55" hb . 15¼" fb . 75¼" w . 90½" l
 QUEEN: 55" hb . 15¼" fb . 63½" w . 86½" l
 FULL: 55" hb . 15¼" fb . 57" w . 81½" l
 TWIN: 55" hb . 15¼" fb . 41¼" w . 81½" l



Bed rails 8½" from floor

RIVERVIEW MISSION BED
 WITH STORAGE FOOTBOARD
 #TR8502
 KING: 52" hb . 20¼" fb . 79" w . 91½" l
 CAL KING: 52" hb . 20¼" fb . 75" w . 95½" l
 QUEEN: 52" hb . 20¼" fb . 63¾" w . 91½" l
 FULL: 52" hb . 20¼" fb . 56¾" w . 86½" l
 TWIN: 52" hb . 20¼" fb . 41" w . 86½" l



Bed rails 6" from floor

LUXEMBOURG BED
 #TR6100
 KING: 52" hb . 25" fb . 79¾" w . 93" l
 CAL KING: 52" hb . 25" fb . 75¾" w . 97" l
 QUEEN: 52" hb . 25" fb . 64" w . 93" l
 FULL: 52" hb . 25" fb . 58¼" w . 87" l
 TWIN: 52" hb . 25" fb . 42½" w . 87" l



Bed rails 2½" from floor

MERLOT BED
 #TR7001
 KING: 52" hb . 30" fb . 79" w . 93" l
 CAL KING: 52" hb . 30" fb . 75" w . 97" l
 QUEEN: 52" hb . 30" fb . 63¾" w . 93" l
 FULL: 52" hb . 30" fb . 56¾" w . 88" l
 TWIN: 52" hb . 30" fb . 41" w . 88" l



Bed rails 8¾" from floor



Bed rails 11" from floor

WILLIAMSBURG BED
 #TR8300
 KING: 85" hb . 85" fb . 79¼" w . 87" l
 CAL KING: 85" hb . 85" fb . 75¼" w . 91" l
 QUEEN: 85" hb . 85" fb . 63½" w . 87" l
 FULL: 85" hb . 85" fb . 57" w . 81" l



Bed rails 8¾" from floor

MISSION ANTIQUE BED
 #TR1001
 KING: 52¾" hb . 27½" fb . 82¼" w . 87½" l
 CAL KING: 52¾" hb . 27½" fb . 78¼" w . 91½" l
 QUEEN: 52¾" hb . 27½" fb . 66½" w . 87½" l
 FULL: 52¾" hb . 27½" fb . 60" w . 82½" l
 TWIN: 52¾" hb . 27½" fb . 44¼" w . 82½" l



Bed rails 8¾" from floor

MANCHESTER BED
 #TR702
 KING: 56½" hb . 33" fb . 81¼" w . 87½" l
 CAL KING: 56½" hb . 33" fb . 77¼" w . 91½" l
 QUEEN: 56½" hb . 33" fb . 65½" w . 87½" l
 FULL: 56½" hb . 33" fb . 59" w . 82½" l
 TWIN: 56½" hb . 33" fb . 43¼" w . 82½" l



Bed rails 8¾" from floor

MORNING RIDGE BED
 #TR8007
 KING: 54" hb . 32" fb . 82¼" w . 87½" l
 CAL KING: 54" hb . 32" fb . 78¼" w . 91½" l
 QUEEN: 54" hb . 32" fb . 66½" w . 87½" l
 FULL: 54" hb . 32" fb . 60" w . 82½" l
 TWIN: 54" hb . 32" fb . 44¼" w . 82½" l

OLBRICH GARDENS BED
 #TR8033
 KING: 51¼" hb . 25" fb . 82¼" w . 87" l
 CAL KING: 51¼" hb . 25" fb . 78¼" w . 91" l
 QUEEN: 51¼" hb . 25" fb . 66½" w . 87" l
 FULL: 51¼" hb . 25" fb . 60" w . 82" l
 TWIN: 51¼" hb . 25" fb . 44¼" w . 82" l



Bed rails 8½" from floor

ROCKPORT BED
 #TR2100
 KING: 62" hb . 29" fb . 83¼" w . 88" l
 CAL KING: 62" hb . 29" fb . 79¼" w . 92" l
 QUEEN: 62" hb . 29" fb . 67½" w . 88" l
 FULL: 62" hb . 29" fb . 61" w . 83" l
 TWIN: 62" hb . 29" fb . 45¼" w . 83" l



Bed rails 6" from floor

#TR2100 BED WITH DRAWER UNIT #TR2098
 KING: 62" hb . 29" fb . 83¼" w . 88" l
 CAL KING: 62" hb . 29" fb . 79¼" w . 92" l
 QUEEN: 62" hb . 29" fb . 67½" w . 88" l
 FULL: 62" hb . 29" fb . 61" w . 83" l
 TWIN: 62" hb . 29" fb . 45¼" w . 83" l



Bed rails 8½" from floor

RIVERVIEW MISSION BED
 WITH LOW FOOTBOARD
 #TR1202
 KING: 52" hb . 17" fb . 79" w . 91½" l
 CAL KING: 52" hb . 17" fb . 75" w . 95½" l
 QUEEN: 52" hb . 17" fb . 63¼" w . 91½" l
 FULL: 52" hb . 17" fb . 56¾" w . 86½" l
 TWIN: 52" hb . 17" fb . 41" w . 86½" l



Bed rails 8½" from floor

SARATOGA BED
 #TR8600
 KING: 48" hb . 15¼" fb . 80½" w . 84½" l
 CAL KING: 48" hb . 15¼" fb . 76¼" w . 88½" l
 QUEEN: 48" hb . 15¼" fb . 64¾" w . 84½" l
 FULL: 48" hb . 15¼" fb . 58¼" w . 79½" l
 TWIN: 48" hb . 15¼" fb . 42½" w . 79½" l



Bed rails 8½" from floor

RIVERVIEW MISSION BED
 #TR1201
 KING: 52" hb . 32" fb . 79" w . 95" l
 CAL KING: 52" hb . 32" fb . 75" w . 99" l
 QUEEN: 52" hb . 32" fb . 63¼" w . 95" l
 FULL: 52" hb . 32" fb . 56¾" w . 90" l
 TWIN: 52" hb . 32" fb . 41" w . 90" l

SIESTA MISSION BED
 #TR1001
 KING: 52¾" hb . 27½" fb . 82¼" w . 87½" l
 CAL KING: 52¾" hb . 27½" fb . 78¼" w . 91½" l
 QUEEN: 52¾" hb . 27½" fb . 60½" w . 87½" l
 FULL: 52¾" hb . 27½" fb . 60" w . 82½" l
 TWIN: 52¾" hb . 27½" fb . 44¼" w . 82½" l



Bed rails 8½" from floor

VINTAGE SHAKER BED
#TR8048

KING: 51¾" hb . 17" fb . 80¼" w . 87" l
CAL KING: 51¾" hb . 17" fb . 76¼" w . 91" l
QUEEN: 51¾" hb . 17" fb . 64½" w . 87" l
FULL: 51¾" hb . 17" fb . 58" w . 82" l
TWIN: 51¾" hb . 17" fb . 42¼" w . 82" l



Bed rails 8 5/8" from floor

WILKSHIRE BED
#TR1800

KING: 68" hb . 58" fb . 80¼" w . 88" l
CAL KING: 68" hb . 58" fb . 76¼" w . 92" l
QUEEN: 68" hb . 58" fb . 64½" w . 88" l
FULL: 68" hb . 58" fb . 58" w . 83" l
TWIN: 68" hb . 58" fb . 42¼" w . 83" l



Bed rails 8 5/8" from floor

WASHINGTON MASTER BED
#TR8009

KING: 63" hb . 33" fb . 93¼" w . 101" l
CAL KING: 63" hb . 33" fb . 89¼" w . 105" l
QUEEN: 63" hb . 33" fb . 77½" w . 101" l
FULL: 63" hb . 33" fb . 71" w . 96" l



Bed rails 5 1/2" from floor

WILKSHIRE BEVEL PANEL BED
#TR3400B

KING: 54" hb . 27" fb . 78¾" w . 89½" l
CAL KING: 54" hb . 27" fb . 74¾" w . 93½" l
QUEEN: 54" hb . 27" fb . 63" w . 89½" l
FULL: 54" hb . 27" fb . 56½" w . 84½" l
TWIN: 54" hb . 27" fb . 40¾" w . 84½" l



Bed rails 6" from floor



WILKSHIRE SLEIGH BED
#TR1801
KING: 52" hb . 26" fb . 79" w . 93" l
CAL KING: 52" hb . 26" fb . 75" w . 97" l
QUEEN: 52" hb . 26" fb . 63 $\frac{1}{4}$ " w . 93" l
FULL: 52" hb . 26" fb . 56 $\frac{3}{4}$ " w . 88" l
TWIN: 52" hb . 26" fb . 41" w . 88" l

Bed rails 6" from floor



WILMINGTON BED
#TR8055
KING: 68" hb . 58" fb . 80 $\frac{1}{4}$ " w . 88" l
CAL KING: 68" hb . 58" fb . 76 $\frac{1}{4}$ " w . 92" l
QUEEN: 68" hb . 58" fb . 64 $\frac{1}{2}$ " w . 88" l
FULL: 68" hb . 58" fb . 58" w . 83" l
TWIN: 68" hb . 58" fb . 42 $\frac{1}{4}$ " w . 83" l

Bed rails 8 $\frac{3}{4}$ " from floor



YORKSHIRE BED
#TR7800
KING: 56" hb . 26" fb . 81 $\frac{3}{4}$ " w . 86 $\frac{3}{4}$ " l
CAL KING: 56" hb . 26" fb . 77 $\frac{3}{4}$ " w . 91 $\frac{3}{4}$ " l
QUEEN: 56" hb . 26" fb . 63" w . 86 $\frac{3}{4}$ " l
FULL: 56" hb . 26" fb . 59 $\frac{1}{2}$ " w . 81 $\frac{3}{4}$ " l
TWIN: 56" hb . 26" fb . 43 $\frac{3}{4}$ " w . 81 $\frac{3}{4}$ " l



HARDWARE
SELECTIONS

AMEROCK



ROCHESTER



MONTEREY



CLARK



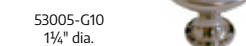
STUDIO



ZEPHYR



WILLOW COLLECTION



DELGADO



REGENCY



CALAIS



REFINED MISSION



ALLISON VALUE



MISC. KNOBS



OLD ENGLISH



ENCADA



ANTI-TIP HARDWARE




All of our furniture comes standard with anti-tip hardware.

STUDIO COLLECTION



ANDOVER ANTIQUE































TRADITIONAL MISSION





TROYER RIDGE STAIN COLOR OPTIONS

COLOR AND GRAIN MAY VARY ON ACTUAL WOOD

						
Cherry OCS 100 Natural	Cherry OCS 104 Sealy	Cherry OCS 106 Acres	Cherry OCS 107 Washington	Cherry OCS 111 Boston	Oak OCS 100 Natural	Oak OCS 101 S-2
						
Oak OCS 102 Fruitwood	Oak OCS 103 M.X.	Oak OCS 104 Sealy	Oak OCS 105 Black Walnut	Oak OCS 106 Acres	Oak OCS 107 Washington	Oak OCS 109 S-12
						
Oak OCS 110 Medium	Oak OCS 111 Boston	Qsawn White Oak OCS 111 Boston	Oak OCS 112 Provincial	Oak OCS 113 Michaels	Oak OCS 230 Onyx	Qsawn Oak OCS 113 Michaels
						
Maple OCS 113 Michaels Cherry	Maple OCS 230 Onyx	Maple OCS 225 Mission Maple	Maple OCS 226 Coffee	Maple OCS 227 Rich Cherry	Br. Maple OCS 228 Rich Tobacco	Maple OCS 229 Bing Cherry

QUALITY HAS NO FEAR OF TIME!

Every **elegant piece** we make is crafted to become a family classic. OUR CAREFUL SELECTION OF PATTERN GRADE WOODS and attention to **all details** OF EACH PIECE ARE **THE SECRETS OF CREATING** SOMETHING OF SPECIAL VALUE. Our products are **always welcome** in homes of distinction.

TIPS TO MAKE YOUR FURNITURE LAST A LIFETIME:

REMOVE DUST

Dust buildup is made up of small airborne particles, and may scratch or dull the surface if not removed correctly. Simply wipe the surface with a cloth dampened with a cleaning polish or mild detergent.

CONTROL HUMIDITY

Solid wood furniture will expand and contract if humidity levels are too high or too low. Ideal humidity is 35% - 45%.

CLEAN

Fingerprints, cooking fumes, smoking residue, etc., accumulate on any finished surface. None of these contaminants will harm our finish, but they should periodically be removed to restore the finish to its original luster. Just wipe the surface with a cloth dampened with a non-wax containing polish or mild detergent solution. Avoid the use of ammonia based products or silicone oils as they may cause damage if used over a long period of time. The finish is durable and resistant to most household spills. However, spills should be wiped up promptly to avoid potential problems. Excessive prolonged exposure to direct sunlight, high temperatures and high humidity can cause damage to both the finish and the wood itself, therefore these should be avoided.

FOLLOWING THESE SIMPLE STEPS WILL KEEP YOUR FINISHED PIECE LOOKING LIKE NEW FOR MANY YEARS TO COME.



Inset Backs with Screw Fasteners Full Extension Slides Pegged Support Dovetailed Drawers Rail Brackets

FEATURED FEATURES

ALL OUR FURNITURE COMES FEATURED WITH:

- » Full extension ball bearing slides
- » Dovetailed drawers
- » Inset backs with screw fasteners
- » Pegged support
- » Catalyzed finish
- » Rail brackets
- » Beveled Mirrors come FEATURED on all Mirror Units
- » All products shipped blanket wrapped

Head boards are available in all Beds

- » Headboards only cost is 50% of cost of Bed



USB Outlets FEATURED on all Nightstands



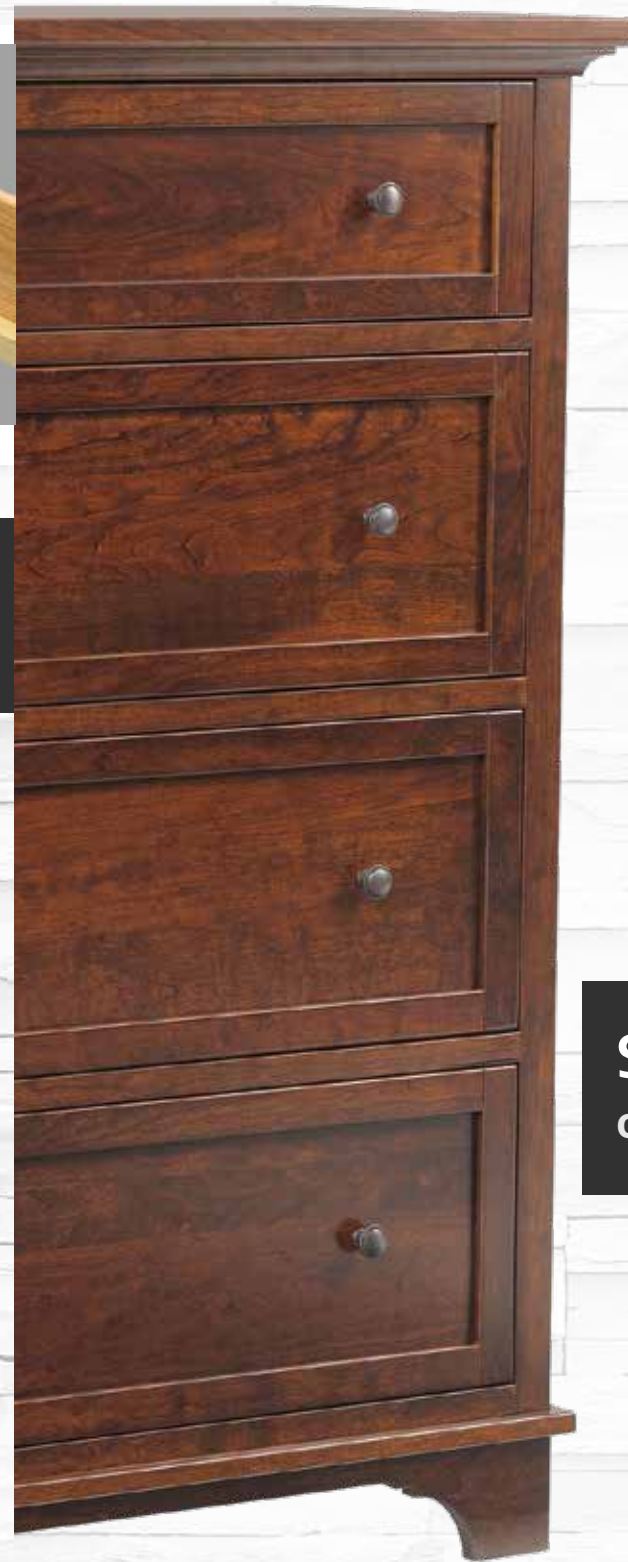
Angled up for easy access

BECAUSE WE CARE

ABOUT YOUR SAFETY

ALL OF OUR FURNITURE COMES FEATURED

WITH ANTI-TIP HARDWARE



QUALITY
HAS NO FEAR OF TIME!

you never really own a piece of
furniture
FROM TROYER RIDGE

YOU ARE THE
CARETAKER
for the next generation.

SLIDING TOPS ARE AVAILABLE
ON ALL OF OUR NIGHTSTANDS



FOR ADDITIONAL CHARGES,
UPGRADE YOUR NIGHTSTAND
BY ADDING THESE DELUXE FEATURES:

» **SLIDING TOP**

» **MAGNETIC LOCK**



TROYER
RIDGE
FURNITURE

ALL THIS FOR
FREE

FREE HARDWARE

- » All knobs, handles or combo
- » Hershberger's Hardware
- » Customers hardware installation

FREE WOOD SPECIES

- » Red Oak
- » Brown Maple
- » Sap Cherry
- » Rustic Cherry
- » Rustic Hickory
- » Rustic Quarter Sawn White Oak
- » Rustic Red Oak

FREE FINISH OPTIONS

- » All OCS Stains
- » All Premier Finish Works Stains

BED OPTIONS

- » CA King Beds use Eastern King pricing

ALL THIS FOR
+25%

ANY COMBO + 25%

- » 2 tone stain combo
- » 2 tone stain and paint combo
- » Light/medium/heavy distressing
- » Rough sawn - rotary or band saw
- » Solid paints
- » Paints with rub through
- » Stain or paint with toners and/or glazing
- » Any OCS paints or Premier paints

WOOD SPECIES COMBOS + 25%

- » 2 tone Elm drawer fronts with brown maple frame
- » Tiger Maple fronts

PREMIUM WOODS + 25%

- » Quarter Sawn White
- » No. 1 Cherry
- » Hickory
- » Hard Maple
- » Elm

CASE GOODS UPGRADES + 25%

- » Case goods can be customized by changing the height, depth and width. This includes increased or decreased up to 12", or any size inbetween

MORE OPTIONS + 25%

- » Soft close drawers
- » Additional shelves behind doors
- » Size changes to mirrors
- » Add a changing mirror to a door interior

Rule Breaker

- » Headboards only cost is 50% of cost of Bed

OUR FURNITURE IS MADE FROM APPALACHIAN HARDWOODS,
AND COMES FROM THE FORESTS IN OHIO, PENNSYLVANIA,
MICHIGAN AND WEST VIRGINIA.


TREE FACTS

About one-third of the United States -- 728 million acres --
is covered with trees. That's about 70 percent of the forest land
that existed when Columbus discovered America.

And the amount is growing.

In fact, we have more trees today that we had 70 years ago.
Scientists estimate that America's forest land contain some 230
billion trees --- around 1,000 for each person. And more trees are
being planted each year. On the nation's commercial forest land,
net annual growth exceeds removals through harvesting by an
impressive 31 percent each year. And the amount of wood in our
nation's forests continues to increase. We have added 28 million
cubic feet of wood since 1977.

DID YOU KNOW THAT TROYER RIDGE FURNITURE
IS A PART OF THE FOREST INCREASE?



3-2023



OUR COMMITMENT

At Troyer Ridge Furniture we want to promote sustainability in the hardwood furniture industry. Our ongoing commitment since 2022 is to give back more than we use in hardwood. Each Year our teams and their families will plant trees to represent our dedication to "giving back" to the environment that which was harvested for our use.

TROYER RIDGE FURNITURE



FINE BEDROOM FURNITURE
HANDCRAFTED IN USA

